



NORTHERN DISTRICTS CRICKET ANNUAL REPORT

2018-2019



NORTHERN
DISTRICTS
CRICKET

the

MORNING RUMBLE

ROG
BRYCE
& TOM



with:
**NEWSGIRL
JEN**

and
**SPORTS GUY
JOHN DAY**

**5.30-10AM
WEEKDAYS**

THE ROCK 93FM[®]

CONTENTS

OFFICE BEARERS	4
LIFE MEMBERS	4
SPONSORS	5
CHAIR & CEO REPORT	6-7
PERFORMANCE & PEOPLE REPORT	8-9
COMMUNITY CRICKET REPORT	10
NDCUSA REPORT	11
MASTERS CRICKET REPORT	11
INTERNATIONALS	12
OBITUARIES	13
PLUNKET SHIELD REVIEW	14-16
FORD TROPHY REVIEW	17-18
KNIGHTS - BURGER KING SUPER SMASH REVIEW	20-22
SKYCITY HAMILTON NORTHERN SPIRIT REVIEW	24
SPIRIT - BURGER KING SUPER SMASH RECAP	25-26
HALLYBURTON JOHNSTONE SHIELD RECAP	27-28
NORTHERN DISTRICTS A	29-32
MCCAW LEWIS LAWYERS NORTHERN MAORI	32
NORTHERN DISTRICTS AGE-GROUP GIRLS	33-34
NORTHERN DISTRICTS AGE-GROUP BOYS	35-37
TOURNAMENTS - SENIOR REPRESENTATIVE	38-41
TOURNAMENTS - PATHWAY	43-44
TOURNAMENTS - NDCA REGIONAL QUALIFIERS	46-47
TOURNAMENTS - NZC NATIONALS	50-51
DISTRICT ASSOCIATION SUMMARIES	52-55
NORTHERN DISTRICTS AWARDS	56-57
FOR THE RECORD	58-67
FINANCIALS	68-91

PUBLISHED BY

NORTHERN DISTRICTS CRICKET ASSOCIATION (INC)

SEDDON PARK, 50 SEDDON ROAD, HAMILTON

PHONE: 07 839 3783

EMAIL: CRICKET@NDCA.CO.NZ

WEBSITE: NDCRICKET.CO.NZ

ACKNOWLEDGEMENTS

COVER DESIGN: PAN

PRINT: PRINT HOUSE

PHOTOS: BRUCE LIM PHOTOGRAPHY
PHOTOSPORT

OFFICE BEARERS

Patron	David Hoskin	Auditor	Staples Rodway
President	Jeff Freeman	Scorers	Bill Andersson Phil Rice Dean Plummer
Chair	Martin Bradley Michelle Hollands - December 2018	Honorary Medical Officer	Dr David Ewen
Board	Mark Keaney - Vacated December 2018 Brian King - Vacated December 2018 Peter McGlashan - Vacated June 2019 James Gibson Kylie Hawker-Green Fraser Lellman Richard Riley - December 2018 Paul Heath - December 2018		
Chief Executive Officer	Ben MacCormack		
General Manager Performance and People	Daniel Archer		
General Manager Pathways	Peter Zanzottera		
General Manager Community	Eimear Richardson		
Admin/Operations Manager	Alayne Duthie		
Finance Manager	Chelsea Fleetwood		
Cricket Operation	Cliff Dickeson		
Performance and Pathways Coordinator	Tash Narasy		
Chair of Selectors	Pat Malcon		
Northern Districts Men's Coach	John Bracewell		
Northern Spirit Coach, Female Pathways Manager	Kari Carswell		
Knights Coach	Gareth Hopkins		
Batting Assistant Coach	Matt Horne		
Bowling Assistant Coach	Graeme Aldridge		
Strength & Conditioning	Scott Wrenn		
Physiotherapist	Paul Head		
Events Assistant	Abbi Aitken		
Cricket and Media Officer	Emily Jones		
Logistics Assistant	Luke Kennedy		
Statistician/Historian	Bill Andersson		

LIFE MEMBERS

1962	Mark Barnett*
1973	Ken Sandford* Fergus Hickey*
1982	Alan McBride* Bruce Hosking*
1988	Barry Paterson
1990	Basil McBurney*
1996	David Hoskin Ian Leggat
1997	Morrie Johnston
2003	Michael Sandlant Ian Steele
2004	Gerald Bailey Alan Whimp
2010	Jeff Freeman
2015	Tony Hill Norm Wilson
2016	Daniel Vettori Nicola Brown

*Deceased

Thank you to our partners



Proud partners of



NORTHERN DISTRICTS CRICKET

CHAIR & CEO REPORT

MICHELLE HOLLANDS & BEN MACCORMACK

Change is all around us and we need to embrace the new world we live in. As an organisation we continue to seek efficiencies and improvements across the breadth of cricket in our region. The annual report itself is a product of yesteryear that we have started to shape in a different way and as part of that, this year will combine the CEO and chair report, including the thoughts of incoming Chair, Michelle Hollands, and the CEO.



After the significant structural change undertaken across ND in the 2018 winter, the pathway and community cricket roles were a major focus for the organisation. We have also welcomed new faces within our performance, coaching, finance and administration functions. The work done over the last 12 months has set a great platform for ND to continue leading the way in cricket within New Zealand.

The SkyCity Hamilton Northern Spirit welcomed its first ever full-time head coach, who returned to ND from a Scottish “summer” holiday with limited preparation. The gains made by the team were obvious with some huge wins during the Super Smash and if not for a slow start in the Lincoln section of the tournament, the team may have played finals.



The ladies also finished the 50-over season strong with a record-breaking performance at St. Paul’s resulting in twin centuries to Kate Anderson and Felicity Leydon-Davis. It was pleasing to see the increased work paying off and we couldn’t have been happier with having another WHITE FERN debut in Katie Gurrey. Her ball striking during the Super Smash couldn’t be ignored and we hope she gets many more chances to show that at international level. Looking ahead, the focus will continue to be on growing the women’s game by building pathways and performance systems that encourage quality training and support systems.

Bernadine Bezuidenhout remains our only currently contracted WHITE FERN, however there are many pushing for selection and being included in future planning.

The Knights once again performed sensationally over the Super Smash, taking some huge scalps along the way. We qualified top to host the Grand Final, but it was Central Districts’ turn to rip through our line-up on the big day. The

boys played with their typical no fear approach and unfortunately this was the game it didn’t come off. They can be very proud of back-to-back campaigns where they have been the dominant team and entertained the country with some exceptional cricket. There seem to be more titles in the squad yet.

ND continued to lead the way regarding contracted BLACKCAPS, led by the national captain Kane Williamson, Corey Anderson, Trent Boult, Mitchell Santner, Ish Sodhi, Tim Southee, BJ Watling, Neil Wagner and Colin de Grandhomme. We had three more represent the BLACKCAPS in Tim Seifert, Scott Kuggeleijn and debutant Daryl Mitchell. Having seen how hard all three of these guys work, it is no surprise and great reward for them to be getting noticed.

The three major venues in ND (Cobham Oval, Bay Oval and Seddon Park) all once again performed at a high level. We are the envy of the Major Associations to have three world-class grounds. The grounds staff, councils, trust and their employees should all be congratulated for how they presented outwardly to the world that watched on. We are blessed to have three international venues along with first-class facilities at St. Paul’s, Owen Delany Park, Weymouth Oval and Harry Barker Reserve across our Association and we thank them all for their tireless efforts. We would like to also acknowledge the \$5m investment Hamilton City Council has made in new LED lights for Seddon that all will enjoy from the 2019/20 summer onwards.

We also recognise the need for a true first-class home for ND, where our teams can prepare on grass, and are working hard on finding a solution. Over the next six months we will complete a feasibility assessment to ascertain our need and options.

Off the field, ND recorded its sixth consecutive profit. With uncertain funding times ahead of us and ambitions to build a new home for ND the equity built over this period continues to hold us in good stead.

We are still being financially prudent in budgeting close to a breakeven year whilst always looking for opportunities to increase revenue. Our existing and newly joined partners have a major role in this, and we thank them immensely. Foster Construction and partners, Splice Construction, SkyCity Hamilton, Carpet Mill, Mediaworks, Pan Media, Good George, Adfence, Les Mills, Novotel, New World, NZ Sign Company, Printhouse, Riverside Property Management, The Instillery, Cricket Express, Rothbury Insurance Brokers, Kookaburra, McCaw Lewis Lawyers, Pernod Ricard, X-site Group, ISC and BNZ have all been with us for multiple years.

Cricket is one of many sports that is incredibly well supported by the community funding system in place in New Zealand. In no specific order, ND Cricket thanks the following organisations for their support of cricket in our region: Sport Waikato, Trust Waikato, The Lion Foundation, Grassroots Trust, New Zealand Community Trust, Trillian Trust, Pub Charity,

Infinity Foundation, The Southern Trust, One Foundation and New Zealand Racing Board.

In forming a relatively new team, we would both like to say thank you to all our stakeholders and community for supporting us in continually making cricket a great game for all New Zealanders. Having both worked across sporting organisations for many years, we know we have something special in ND and want to keep leading the way into the future.

The board of Northern Districts have supported management in guiding the strategic outcomes of the organisation over the last year. Our focus has been on ensuring a year-end profit to support facility development and growing our support for the community game. During the year we received the resignation of Peter McGlashan, who we wish to thank for his contribution to the board over many years. Peter's knowledge of high performance sport, media and cricket at all levels provided a much valued perspective at our board table.

Lastly, to the vast number of people out there who support cricket; we thank you. Many people make-up a cricket community including members, supporters, parents, coaches, managers, scorers, umpires and school teachers and, without you, we don't have a game.

PERFORMANCE AND PEOPLE REPORT

DANIEL ARCHER

An injection of new and returning faces into key roles across the performance department were welcomed to Northern Districts in preparation for the 2018/19 domestic season.

John Bracewell began his tenure as Knights head coach in the Plunket Shield and Ford Trophy, whilst Kari Carswell was welcomed back from Scotland and appointed as Spirit head coach and female pathways manager. This role was the first of

its kind; setting the standard and leads change across the country in the appointment of full-time staff into the female domestic game. Tash Narasy has more recently joined the team from Sport Waikato in the role of performance and pathways coordinator; a key support and administrative role across all programmes.

The final major staff change was the splitting of the previously defined director of cricket role, held by Peter Zanzottera, into the two strategic general manager positions in pathways and performance. This presented the exciting opportunity for me personally at Northern Districts Cricket in the newly created general manager of performance and people role. This role has allowed for the internal development of a Northern Districts high performance strategy in line with the New Zealand Cricket High Performance Agreement. This agreement has established a set of key performance indicators around Major Association planning, reflecting and reporting, attached directly to funding. The development of the NDCA high performance strategy, as outlined on the next page, has allowed us to ensure we continue to position ourselves as leaders in the delivery of cricket in New Zealand.

A key aspect of the outlined strategy is the alignment and collaboration of the performance staff that drive and

set the environment for our players to thrive. The importance of functioning as a team is no different to our expectation from those men and women that take the field during the course of a summer to represent Northern Districts. It was fantastic to see many of the quality people in positions across our performance programme receive some form of recognition or reward for their continued professionalism in their chosen fields.

Below is an overview of the aforementioned;

Graeme Aldridge

- BLACKCAPS bowling coach opportunities during series against Sri Lanka
- Appointed New Zealand Under 19 bowling coach for upcoming World Cup in South Africa
- Completed New Zealand Cricket High Performance Coaching Programme

Scott Wrenn

- BLACKCAPS strength and conditioning coach opportunities during series against Bangladesh

Paul Head

- New Zealand XI physiotherapy opportunities against Bangladesh
- Appointed New Zealand Under 19 physiotherapist for upcoming World Cup

Gareth Hopkins

- Sport Waikato Coach of the Year

Kari Carswell





- Emerging White Ferns assistant coach opportunities against an Australian XI
- Appointed White Ferns Development Squad assistant coach for Winter Training Programme
- Member of latest intake for New Zealand Cricket High Performance Coaching Programme

From an on-field perspective it was an extremely busy and eventful summer on both the domestic and international level. The BLACKCAPS hosted matches against India, Sri Lanka and Bangladesh across all three formats whilst the WHITE FERNS hosted India in three one-day and three T20 internationals. The three T20 internationals were hosted as double-headers for the BLACKCAPS and WHITE FERNS, with one of those matches held at Seddon Park.

We had 10 players enter the summer with New Zealand Cricket contracts, nine as BLACKCAPS (Corey Anderson, Trent Boult, Mitchell Santner, Ish Sodhi, Tim Southee, BJ Watling, Kane Williamson, Neil Wagner and Colin de Grandhomme) and one as a WHITE FERN (Bernadine Bezuidenhout). A further four players represented the country during the course of the summer, with Daryl Mitchell, Tim Seifert and Scott Kuggeleijn playing for the BLACKCAPS and Katie Gurrey the WHITE FERNS. Kate Anderson was also selected to play for an Emerging WHITE FERNS team against an Australian XI, whilst Nick Kelly, Sandeep Patel and Katene Clarke all represented a NZ XI vs Bangladesh in a warmup fixture.

On the domestic front the schedule provided a demanding season split across formats from October through until March. In the Plunket Shield, a fourth-place finish was aided by claiming the most bowling points of any side, yet impacted by being on the wrong side of two very close last wicket results, and the limited ability to claim batting points throughout the



NORTHERN DISTRICTS CRICKET ASSOCIATION				
PURPOSE	Create a thriving high performance environment that holistically develops elite people who maximise the opportunity to grow themselves, others and Northern Districts through the game of cricket.			
KEY PILLARS	 First Class Sporting Workplace	 Physical Preparation & Development	 Game Knowledge & Skill Development	 Personal Growth
DELIVERY	<ul style="list-style-type: none"> Elite facilities and resources provided across the Association Clearly communicated High Performance strategy High Performance Team created with clearly defined job descriptions and responsibilities Well planned and communicated schedules that promote balance Strong relationships with key stakeholders across wider cricket community Inclusive 'One Association' environment across all programs Exploration and interaction outside of our sport to promote innovation Appropriate processes and policies developed and implemented Assess and implement agreed recommendations of HP review 	<ul style="list-style-type: none"> Athletic Development program that both educates and provides for all individuals Clearly defined and communicated injury management process across all stakeholders Effective use of technologies to increase an evidence based approach to program delivery Nutritional support and education provided to all individuals Fully integrated and functioning Athlete Management System 	<ul style="list-style-type: none"> Elite coaching structure across all High Performance Programs that includes a focus on coach development and pathway Individual performance plans across all athletes Campaign plans developed, implemented and communicated to all stakeholders Build the resilience, leadership and performance needs of all individuals Fully integrated and functioning Athlete Management System Communication processes in place to support connection and collaboration across national, pathway and district programs 	<ul style="list-style-type: none"> Develop elite people through a thriving high performance environment that is safe and promotes positive risk taking as an opportunity for learning Work in collaboration with NZC and NZCPA to provide holistic support to all individuals Provide multiple appropriate avenues to access relevantly qualified support with respect to confidentiality Wellbeing Management Plan developed and implemented Individualised approach to the holistic development of all people within the high performance program to support the identification of trends Engagement with the community to develop networks and connection opportunities
MEASURES	80% of HP Strategy Implemented Top three finish in one female competition	Most NZC contracted players (male and female) Win two of six possible major trophies	Top three finish in all male competitions Minimum one HP staff member involved in a NZC program	

season.

The Hallyburton Johnstone Shield competition created a tough and challenging platform for the Spirit, but importantly allowed for great individual and team growth across the ten matches held on five weekends. Although only coming away with the one victory, an amazing one in that with a record run chase against Canterbury, the lessons learnt are an important foundation for the future of the Spirit.

The Burger King Super Smash took on a new-look structure this season, with the women playing five matches in a centralised round at Lincoln in late October; prior to the formal start of the competition in December. During the December and January window, the opportunity of double-headers for the Knights and Spirit appeared in the calendar for the first time, with ND having two double-headers at Seddon Park and one at Bay Oval. These double-header matches provided a great internal opportunity at Northern Districts, aligned to our high performance strategy of creating a 'One Association' environment across multiple teams; in particular our two elite domestic teams in the Knights and Spirit. With regard to the results, our Spirit started with a bang against Wellington in Lincoln and then grew with the competition to finish the five-game back-end of the season with a further three wins. Finishing with a four-win/five-loss record and one match abandoned, the Spirit displayed at this format they are ready to become extremely competitive with the greater development of consistency.

The Knights again had a very successful Burger King Super Smash competition, which produced another home final at Seddon Park. This year, however, the ending was less fortunate, with our poorest performance of the campaign handing Central Districts the title. Again, the quality and reputation of our programme assisted in attracting top-end international talent, with Chris Jordan returning for two matches and South African paceman Kyle Abbott joining the Knights for five matches and the final.

Across all formats and competitions this year there were numerous outstanding achievements from both team and individual. A small selection of these are listed below;

- Daryl Mitchell scored the third-highest total runs in the Super Smash (323) including hitting the most sixes in the competition (19)
- Scott Kuggeleijn was fourth-equal in the Super Smash for total wickets taken (13)
- The Spirit had two solid contributions with the bat across the Super Smash competition, with Katie Gurrey (298) scoring the second-most runs and Bernadine Bezuidenhout (228) fourth-most runs
- Ish Sodhi finished the Plunket Shield as the competition's leading wicket-taker, with 36 wickets from his seven games
- Kate Anderson and Felicity Leydon-Davis both scored their maiden List A centuries in a record-breaking partnership of 308 against Canterbury in the HBJ Shield

Upon reflection, there is a great deal for all of us to be proud of across the course of the 2018/19 season. There are, however, many things that present as an opportunity for us to continue our growth and development within the performance programmes. Cricket continues to evolve and change across the world and so we must look to ways of staying ahead of the curve and leading the way in this country. This requires an open mind and a contribution from all involved. Exciting times lay ahead.

COMMUNITY CRICKET REPORT

EIMEAR RICHARDSON

The 2018/19 season was one which saw many progressive changes for the communities throughout Northern Districts. Strongly led by New Zealand Cricket, the junior game saw the introduction of Age & Stage formats, which had a primary focus to enhance cricket participation through various rules, such as shorter wickets, smaller boundaries and reduced team numbers. Across over 30 competitions throughout NDCA, the region achieved 100% successful implementation throughout

all junior school, club and District formats.

To further enhance the participant experience, New Zealand Cricket launched a nationwide coaching framework which aimed to qualify all junior and youth coaches as, ultimately, this predominantly volunteer group are the key to ensuring a safe, fun and progressive environment for all participants. Across NDCA, 432 coaches are now registered, qualified and police vetted to best ensure alignment with the NZC purpose of ensuring safe, fun and progressive environments for all participants.

Through CricHQ, a new focus on player registration has also provided each DA and NDCA with clear understanding of participant numbers across the variety of competitions, programmes and cricket experiences. Across NDCA, 31,622 children experienced a cricket awareness session, which reached 26% of primary/intermediate schools. Further to this, 9,534 students participated in a school programme (minimum four sessions) across 15% of primary/intermediate schools. NDCA and all District Associations have a keen focus to effect the NZC vision; "A Game for all New Zealanders, A Game for Life."

With a strong focus to improve umpires, NDCA has appointed 'Area Training Officers' to four DA's while

continuing to support the additional two. An umpire pathway document has been produced and there is an ever-growing focus on the development of game officials.

In regular seasonal cricket, in addition to the 962 participants (years 0-2) who participate in the SuperStar Academy Programmes throughout NDCA, 40% of all junior cricketers play soft-ball cricket, while nearly 250 teams play hard-ball cricket. BOPCA, HCA and WVCA offered opportunities for girls

to compete in all female junior competitions, which was really well received by the wider communities. BOPCA continues to offer GoGirls cricket for years 4-6, which finished with 33 teams from 20 different schools playing in a festival day on Bay Oval in bright sunshine. Counties Manukau offered the NZC pilot programme Yeah!Girls, which focused on growing participation for girls aged 10-14. The collective and shared learnings from these programmes will be a great resource across NDCA as each District prepares for the impact of the ICC Women's World Cup 2021, which is hosted in New Zealand.

At school level, nearly 100 teams competed to represent NDCA at the various national school championships, which are open to both boys and girls at intermediate and college level. In total, 72 boys teams and 22 girls teams participated. College cricket remains a strong focus point as across NDCA formats and opportunities are reviewed. Northland showed great success in growing the youth game through new club-led opportunities for this age-group.

At senior level, 6,700 players participated across NDCA with BOPCA representing 29% of this figure. Five Districts offered premier men's cricket, with Greerton CC from BOPCA earning a place in the 2019 National Club Championships. Twilight cricket continues to grow in popularity across NDCA with varying formats available for play. In collaboration with Sport Waikato, Hamilton Cricket Association offered a one-off female twilight event at Seddon Park called "Backyard Smash at Seddon", which drew in twelve all female teams for a one-off event – a fantastic highlight for the region as the game strives to open opportunities for participation and play.

All in all 2018/19 has been a season of change and growth in many facets across the region. A new staffing structure increased focus on the community, while NZC led initiatives to improve experiences for both males and females exposed to and participating in the game. NDCA has established baseline knowledge across a number of key areas, from which the majority of 2019/20 goals can be created, with a continued focus on ensuring that cricket is "A Game for all New Zealanders, A Game for Life."



NORTHERN DISTRICTS CRICKET UMPIRES AND SCORERS ASSOCIATION (NDCUSA)

We need to acknowledge this enthusiastic group, without whom the game could not be played.

It was a successful season with regards to ND umpires being appointed to significant NZC fixtures, with many of our umpires standing in big matches. Ash Mehrotra, ND umpire of the year, officiated in several international fixtures and consistently received good reports from the first-class captains, while Damian Morrow was rewarded for consistent umpiring over the last couple of seasons with elevation to the national panel.

The future looks bright, with Thomas Nabbs winning the ND Emerging Umpire of the Year award and the continuation of our scholarship scheme for secondary school students to pursue umpiring. We gained two new student umpires through the scheme; both from Northland, and who went on to umpire at the ND Junior Secondary tournament in Rotorua. One of last season's scholarship umpires also continued in the scheme and, looking ahead, we already have two more interested in entering the scheme.

Doug Cowie was contracted to take a role in coaching and developing our umpires which included conducting courses, mentoring our ATO's and setting exams. We are very fortunate to have someone of Doug's international standing, who we share with Auckland in a dual-role capacity.

Andy Conners again was our appointments manager; a testing position as there are only so many games that he can make appointments for, and there is a large pool of ever-improving umpires to choose from.

Rob Kinsey filled the role of umpire assessor, and we thank him for his diligent work and excellent reporting, which all umpires would have benefitted from.



MASTERS CRICKET REPORT

12 teams entered the 2018/19 Masters competition, with each team having a playing schedule of between eight and 13 fixtures; six of these counting towards the points table.

Five of the teams were diligent in returning their results to ND in order to keep the points table current; the reward for the top-two teams being a final at Seddon Park.

Morrinsville Creamers finished unbeaten to go top, while Hamilton Planks (Players Long Ago Now Knackered) were runners-up, meaning these two contested the final in early-April.

The match, to be expected, was a close contest. Hamilton batted first and scored 206/6, with four batsmen reaching the mandatory retirement score of 30. The chase was under control at 124/3 in the 24th over, however they lost two quick wickets to allow the Planks back into the game; Morrinsville eventually falling 21 runs short.

A thoroughly enjoyable day was had by all, with the hope that the competition will continue on next season.



INTERNATIONALS

Northern Districts Cricket venues Seddon Park and Bay Oval hosted 10 international cricket matches throughout the 2018/19 season. This involved Sri Lanka and Bangladesh's tours against the BLACKCAPS, along with T20 and ODI double-headers against the Indian men's and women's teams.

Less matches were played at Northern Districts venues than last season, largely due to overseas fixtures in preparation for the ICC ODI World Cup in 2019. However, India A also toured against New Zealand A, playing right across the ND region – including Cobham Oval, which proved yet again to be a great boutique venue for international cricket – and comprised of three Test matches and three 50-over matches. This corresponds to NZ Cricket's further investment in the A programme.

NZ cricket fans were treated to some memorable results across the Northern Districts region. Two wins were claimed by the BLACKCAPS at Bay Oval against Sri Lanka and Seddon Park had flawless results, with the BLACKCAPS and WHITE FERNS beating India twice each.

BLACKCAPS and WHITE FERNS results from Northern Districts venues in the 2018/19 season are as follows:

- BLACKCAPS v Sri Lanka**, 1st ODI, 3 January 2019, Bay Oval. BLACKCAPS won by 45 runs
- BLACKCAPS v Sri Lanka**, 2nd ODI, 5 January 2019, Bay Oval. BLACKCAPS won by 21 runs
- BLACKCAPS v India**, 2nd ODI, 26 January 2019, Bay Oval. India won by 90 runs
- BLACKCAPS v India**, 3rd ODI, 28 January 2019, Bay Oval. India won by seven wickets
- BLACKCAPS v India**, 4th ODI, 31 January 2019, Seddon Park. BLACKCAPS won by eight wickets
- BLACKCAPS v India**, 3rd T20, 10 February 2019, Seddon Park. BLACKCAPS won by four runs
- BLACKCAPS v Bangladesh**, 1st Test, 28 February – 4 March 2019, Seddon Park. BLACKCAPS won by an innings and 52 runs

- WHITE FERNS v India Women**, 2nd ODI, 29 January 2019, Bay Oval. India Women won by eight wickets
- WHITE FERNS v India Women**, 3rd ODI, 1 February 2019, Seddon Park. WHITE FERNS won by eight wickets
- WHITE FERNS v India Women**, 3rd T20, 10 February 2019, Seddon Park. WHITE FERNS won by two runs



OBITUARIES

Monica Leggat (1932-2019)

Monica Leggat, one of the true jewels in New Zealand Netball's crown, passed away on March 5 2019, aged 86.

Monica was the wife of ND Life Member Ian Leggat, and was a valued supporter of ND Cricket.

In a lifetime dedicated to netball, Leggat was renowned for her commitment and passion across a wealth of roles – among them Netball New Zealand (NNZ) president and manager of the world champion Silver Ferns and New Zealand Under 21 team.

For decades, she was the life force behind netball in the Waikato and across nearly 70 years, all of her contributions to the game and community were voluntary.

The woman known fondly as 'Mons' was famous for her organisational skills, as well as her quiet and unassuming way of going about her roles.

Even after receiving numerous honours recognising her dedication to netball – including a Life Member of NNZ – Leggat was still devoted to helping the grassroots level of the game grow.

Originally from Nelson, a province she represented on court, Leggat moved to Waikato where she immersed herself in education as a trained teacher and in netball.

She started on the committee at Netball Waikato in 1973, but her expertise soon saw her elected as president, a role she held from 1975 to 1997.

When the Waikato Bay of Plenty Magic franchise was formed, Leggat was the inaugural chairperson.

Her hard-working approach and meticulous planning made her an ideal manager for the New Zealand Under 21 team and the Silver Ferns, from 1985 to 1991.

During that era, Leggat helped guide the New Zealand team to win the World Games in 1985 and 1988, and the 1987 Netball World Cup in Glasgow.

She was also well-known as manager of Waikato representative teams.

She was a leader in netball administration at a national level, too. She joined the Netball New Zealand board in 1989 and served on the finance and planning committee, the tours sub-committee and the New Zealand tournament committee.

She was also elected president of NNZ in 2001.

Leggat's dedication was first recognised in 1988 when she received the NNZ Service Award and she became a life member in 2002.

There were many recognitions beyond netball, too. In 1999, Leggat was made a Member of the New Zealand Order of Merit

(MNZM) for services to netball and the community.

In 2003, she received the Halberg Trust 'Service to Sport' award. In 2011, she was awarded the New Zealand Sport and Recreation 'Lifetime Achievement' award.

Samuel Beaton Baird (1932-2019)

An icon in Hamilton Cricket who played for the Old Technicals/ Fraser Technicals during the 1940s and 1950s, 'Sam' was then a major contributor to junior cricket and development team selections. He was also heavily involved in the senior side of the game and was President of the Association for 34 years (1961-1995). In 1996, Sam was deservedly awarded Life Membership.

Sam was a foundation member of the ND Junior Advisory Board in 1975 and served on that board throughout the 1970s and 1980s. He was also a member of the ND Senior Management Committee (now Board) from 1979-1983. Sam will be remembered by a host of age-group cricketers as he was organiser/manager of numerous ND primary and junior secondary school teams. In 1986 NZ Cricket awarded Sam the Sir Jack Newman Trophy for Services to Junior Cricket.

Sam was also renowned for his work as liaison officer for international teams playing at Seddon Park during the 1980s and 1990s. His obliging and good-humoured manner made him perfect for the role and he was highly-praised by the visiting teams.

Colin Stevens (1943-2019)

Hamilton Cricket stalwart, Colin Stevens, passed away on August 25, aged 75.

A right-hand batsman, Colin played his representative cricket in Canterbury. He represented Canterbury at Brabin Cup (U20) and Rothmans (U23) tournaments in the early 1960s. In 1966/67 and 1967/68 he made three first-class appearances for the Canterbury Plunket Shield team and was a consistent scorer in Christchurch club cricket.

Colin's teaching career (he went on to serve 28 years as deputy principal of Peachgrove Intermediate) brought him to Hamilton in the 1980s and he became involved in junior coaching and administration. Joining the Hamilton Cricket Association Board, he served as their coaching coordinator and in 1992/93, he became a Hamilton Senior Men's representative team selector; continuing in that role until the 2009/10 season. In 2000, he was rewarded with Life Membership of the Hamilton CA and in 2001 was appointed chairman, holding the post until 2010.

Colin was appointed to the Northern Districts Senior Men's team selection panel in the 2003/04 season and remained on that panel for eight seasons until 2010/11. His key role was to observe and provide feedback on prospective ND players playing at District Association representative level.

NORTHERN DISTRICTS MEN'S TEAM

Plunket Shield Review

JOHN BRACEWELL

From a team perspective, the Plunket Shield was a season which on a report card from the teacher would probably say; "The Northern Districts team worked hard for its above-average

mark but, if we are honest, could have done better."

Three wins, three draws and two losses on paper looks okay, and one could argue that with the three draws, we either dominated or pushed the opposition captain to help advance a result, and thereby we were prepared to risk losing a match in order to win.

The win against Otago with most of the BLACKCAPS available, inside two days, on a very sporting wicket, was not ideal as two days' learning was lost.

This was followed by wins over Wellington on a very good Seddon Park pitch and CD, on an excellent surface once again, with both games getting maximum return from the time available.

The two losses against Auckland and CD were both away fixtures, with the CD match at Napier, probably the best nip-and-tuck match of the year, going right to the wire.

The three draws all played out differently, with ND needing a final wicket to secure victory, and Neil Wagner and Ish Sodhi doing everything possible to obtain it, against Canterbury away.

Wellington in Wellington looks odd on the scorecard as both captains entered into the spirit of obtaining a result, knowing that the last day was going to be a wash out.

And finally, a different attitude on display with Auckland taking a draw after showing little interest in manipulating a pretty flat surface in Whangarei to chase a result.

Four-day cricket is an investment in developing BLACKCAPS and with only eight rounds (instead of ten), it is important that we capture every learning opportunity that is available.

32 days need to be used fully and therefore playing on the best surfaces is paramount in producing good cricketers.

With more and more short-form cricket being introduced at

levels below first-class, a number of younger (but no less talented) players are playing one-day cricket with very little, if any, multi-day cricket behind them.

With the Test Championship on the horizon too, it is imperative that these talented, but very inexperienced, first-class cricketers get every day in we can.

The batsmen need to learn to bat a day and the bowlers need to be able to bowl multiple spells. Captains need to be able to manipulate a game in their favour and not sit back and let the pitches do it for them.

If we play our cricket on good surfaces we will need to develop better skills in thinking, bowling then batting, as initially batting will dominate.

A drawn match isn't a bad thing if both captains and teams have exhausted and challenged every possible opportunity to get a result, and you have just run out of time.



NORTHERN DISTRICTS MEN'S TEAM

Plunket Shield Figures

	M	I	NO	HS	Runs	Avg	100	50	Ct	St	Overs	Mdns	Runs	Wkts	Avg	5wi	10wm	BB	SR
JD Baker	8	11	4	17	57	8.14			3		183.5	59	566	20	28.30			4 - 68	55.05
PD Bocock	2	4	0	56	92	23.00		1	9										
TA Boulton	1	1	0	61	61	61.00		1	1		28.4	11	55	4	13.75			3 - 23	42.60
DG Brownlie	5	9	1	104	323	40.38	1	1	6										
JF Carter	6	10	0	109	423	42.30	1	3	8										
HR Cooper	8	15	2	78	471	36.23		4	5		13	7	21					0 - 0	
C de Grandhomme	2	3	1	115	150	75.00	1		3		44	13	110	6	18.33			2 - 25	44.00
AP Devcich	2	4	0	2	2	0.50					9.2	3	34	2	17.00			1 - 5	27.60
DR Flynn	7	13	0	53	232	17.85		1	3										
ZN Gibson	3	3	3	31*	32				2		51	3	235	2	117.50			1 - 30	153.00
BR Hampton	2	3	2	43*	57	57.00			2		9	2	44						
NF Kelly	2	4	0	36	104	26.00			2										
SC Kugeleijn	6	10	2	66	217	27.13		1	4		175.1	34	625	22	28.41	1		5 - 68	47.75
DJ Mitchell	7	11	1	48	289	28.90			10		75	18	236	5	47.20			2 - 50	90.00
B Popli	4	7	0	36	161	23.00			8		2	0	16						
BG Randell	2	4	0	5	7	1.75					36	7	122	4	30.50			2 - 66	54.00
MJ Santner	3	5	0	54	147	29.40		1	3		107	25	243	11	22.09			3 - 27	58.36
TL Seifert	5	9	1	57	259	32.38		2	14	2									
IS Sodhi	7	10	3	50	228	32.57		1	1		314.4	67	899	36	24.97	2		6 - 127	52.40
N Wagner	2	2	0	10	10	5.00					78.1	17	224	12	18.67			4 - 75	39.05
JG Walker	1	2	0	31	54	27.00			1		34.3	5	103	5	20.60	1		5 - 25	41.16
BJ Watling	2	2	0	77	77	38.50		1	5										
KS Williamson	1	2	0	83	84	42.00		1			2	2	0						

Plunket Shield Milestones

Northern Districts debut: Colin de Grandhomme Cap #250
Neil Wagner Cap #251

Highest score: Zak Gibson 31 not out
Peter Bocock 56

6,000 runs: Daniel Flynn

3,000 runs: Daryl Mitchell

2,000 runs: Dean Brownlie
Tim Seifert

1,000 runs: Mitchell Santner

150 wickets: Ish Sodhi

Best bowling: Josef Walker 5 for 25
Mitchell Santner 3 for 27

100 catches: Tim Seifert

1,000 runs vs Wellington: BJ Watling

Most catches by a fieldsman in a match: Dean Brownlie (with six others)



NORTHERN DISTRICTS MEN'S TEAM

Plunket Shield Results

Northern Districts vs Otago Volts

at Bay Oval, Mt Maunganui. 10,11,12,13 October 2018.

Otago Volts 108 (34.4 overs) (JA Duffy 31; TA Boulton 3 for 23, N Wagner 3 for 31) and 231 (74 overs) (HD Rutherford 115, S Hicks 47, C Viljoen 33; Wagner 4 for 75)

Northern Districts 136 (36.2 overs) (Boulton 61; MB Bacon 4 for 31, NG Smith 3 for 34) and 204 for 2 (61.5 overs) (KS Williamson 83, HR Cooper 66 not out, DG Brownlie 30 not out)

Northern Districts won by eight wickets.

Canterbury vs Northern Districts

at Hagley Oval, Christchurch. 17,18,19,20 October 2018.

Northern Districts 378 (114.3 overs) (C de Grandhomme 115, DG Brownlie 77, IS Sodhi 50, DJ Mitchell 48, B Popli 31) and 234 for 6 decl. 42.1 overs) (HR Cooper 58, Popli 36, de Grandhomme 35 not out, Brownlie 30)

Canterbury 228 (88.1 overs) (SJ Murdoch 59, HM Nicholls 41, MJ Henry 40, CE McConchie 33; Sodhi 3 for 48) and 221 for 9 (96 overs) (JCT Boyle 108, Nicholls 54; Sodhi 4 for 82, N Wagner 3 for 50)

Match drawn.

Northern Districts vs Wellington Firebirds

at Seddon Park, Hamilton. 6,7,8,9,December 2018.

Northern Districts 251 (58.4 overs) (JF Carter 109, B Popli 31, JG Walker 31; OR Newton 4 for 58) and 276 (85.1 overs) (PD Boccock 56, HR Cooper 48, DR Flynn 46, NF Kelly 36; JS Patel 4 for 88)

Wellington Firebirds 287 for 9 decl. (92.2 overs) (DP Conway 74, MG Bracewell 46, MJ Nofal 35, Patel 34; JD Baker 4 for 68) and 142 (42.3 overs) (Conway 62; Walker 5 for 25)

Northern Districts won by 98 runs.

Auckland Aces vs Northern Districts

at Eden Park Outer Oval, Auckland. 14,15,16,17, December 2018.

Northern Districts 134 (51.3 overs) (DR Flynn 34, NF Kelly 31; DK Ferns 4 for 33, MB McEwan 3 for 33) and 262 (73 overs) (JF Carter 69, TL Seifert 51, IS Sodhi 47, Kelly 30; SM Solia 3 for 61, WER Somerville 3 for 87)

Auckland Aces 272 (80.3 overs) (Solia 71, RR O'Donnell 68, GD Phillips 38; SC Kuggeleijn 5 for 68) and 127 for 1 (25.2 overs) (Phillips 57 not out, GK Berghin 54 not out)

Auckland Aces won by nine wickets.

Wellington Firebirds vs Northern Districts

at Basin Reserve, Wellington. 21,22,23,24 February 2019.

Wellington Firebirds 400 for 5 decl. (103.5 overs) (DP Conway 156 not out, R Ravindra 96, LV van Beek 56 not out, LJ Woodcock 43) and 53 for 2 decl. (5.5 overs)

Northern Districts 81 for 1 decl. (24.2 overs) (TL Seifert 42 not out, HR Cooper 37 not out) and 312 for 9 (96 overs) (BJ Watling 77, IS Sodhi 47 not out, Cooper 41, Seifert 38, DG Brownlie 35; HK Bennett 5 for 68)

Match drawn.

Northern Districts vs Auckland Aces

at Cobham Oval, Whangarei. 1,2,3,4 March 2019.

Auckland Aces 468 for 9 decl. (131 overs) (GD Phillips 138 not out, MJ Guptill 120, SM Solia 75; IS Sodhi 6 for 127) and 249 for 6 (77 overs) (GK Beghin 58, Guptill 42, RR O'Donnell 42, Phillips 31)

Northern Districts 376 (145 overs) (JF Carter 66, SC Kuggeleijn 66, HR Cooper 58, Sodhi 36, ZN Gibson 31 not out; WER Somerville 4 for 141, LH Ferguson 3 for 37, Phillips 3 for 71)

Match drawn.

Central Stags vs Northern Districts

at McLean Park, Napier. 9,10,11,12 March 2019.

Northern Districts 167 (53 overs) (SC Kuggeleijn 37, HR Cooper 36; AY Patel 3 for 26) and 222 (102.4 overs) (DJ Mitchell 41, JF Carter 33, MJ Santner 33, Kuggeleijn 33 not out; RJ McCone 5 for 47)

Central Stags 216 (67.5 overs) (GR Hay 52, Patel 42, BS Smith 35; IS Sodhi 4 for 62, Santner 3 for 27) and 174 for 9 (72.1 overs) (Hay 59; Sodhi 5 for 77)

Central Stags won by one wicket.

Northern Districts vs Central Stags

at Seddon Park, Hamilton. 17,18,19,20 March 2019.

Northern Districts 194 (60 overs) (TL Seifert 57, BR Hampton 43 not out; DAJ Bracewell 4 for 46, RJ McCone 3 for 21) and 463 for 6 decl. (138 overs) (DG Brownlie 104, HR Cooper 78, JF Carter 71, DR Flynn 53, MJ Santner 54, Seifert 44, DJ Mitchell 41 not out; AY Patel 3 for 162)

Central Stags 281 (85.2 overs) (TC Bruce 56, GH Worker 52, GR Hay 34; IS Sodhi 3 for 80) and 234 (91.5 overs) (K Noema-Barnett 104, Bracewell 57 not out; Sodhi 4 for 99, Santner 3 for 28)

Northern Districts won by 142 runs.



NORTHERN DISTRICTS MEN'S TEAM

Ford Trophy Review

GRAEME ALDRIDGE

The 2018/19 Ford Trophy proved to be a tale of two halves, but ultimately frustrating in terms of team performance amongst some pleasing individual contributions.

After four rounds we were easily beaten in three games alongside a frustrating trip to Nelson where, under blue skies, it was the wet run-ups that caused the game to be abandoned. Following this average start we managed to go on a winning streak of four games to get us back into the competition. Highlights along the way included:

- Joe Carter and Brett Hampton breaking a world record with 43 runs scored off one Willem Ludick over against CD
- A record run chase versus Canterbury of 311 to earn victory, with Carter and Peter Bocock guiding the team home in style
- Skipper Dean Brownlie scoring 110 versus Otago during the centralised round in Lincoln to easily chase down 291 for the loss of only three wickets

Unfortunately, any momentum we had gained was abruptly halted by Colin Munro, who contributed 143 out of Auckland's 246 in their Duckworth-Lewis victory. Ultimately, the bonus point earned by Auckland cost us finishing in a play-off spot, after our last game in Whangarei against Wellington was abandoned after just 5.2 overs.

With the BLACKCAPS and NZ A playing throughout the majority of the competition, regular performers like Scott Kugeleijn and Tim Seifert were largely unavailable. Their experience and performance was obviously missed, but as with any ND side,

there were others who stepped in. Carter re-entered the ND environment and showed his class with the bat to contribute heavily to team victories. Hampton and Bocock both stepped up from their limited previous opportunities and showed their versatility with the bat throughout the competition. With the ball, Brett Randell showed his potential and led the seam attack in Kugeleijn's absence.

Like every competition we go in it to win, so narrowly missing out on the play-offs was very disappointing for the team. Despite this, we were able to add more depth and build on players experiences to hopefully benefit Northern Districts in the near future in this format of the game.



Ford Trophy Figures

	M	I	NO	HS	Runs	Avge	S/R	100	50	Ct	St	Overs	Mdn	Runs	Wkt	Avge	5wi	BB	RPO
JD Baker	1											10	0	64	1	64.00		1 - 64	6.40
PD Bocock	9	7	2	57*	213	42.60	118.99		3	11	1								
TA Boult	2	2	1	6*	6	6.00	54.55					18	0	98	3	32.67		3 - 61	5.44
DG Brownlie	9	8	0	110	293	36.63	79.19	1	1	1									
JF Carter	7	5	3	102*	246	123.00	103.80	1	1	2									
HR Cooper	5	5	0	20	41	8.20	37.96			1		0.4	0	3					7.50
AP Devcich	7	7	1	50	164	27.33	100.61		1	4		59	0	319	12	26.58	1	5 - 46	5.41
DR Flynn	2	2	0	15	27	13.50	122.73			1									
ZN Gibson	6	2	1	18	26	26.00	89.66			2		42	2	233	4	58.25		2 - 48	5.55
BR Hampton	9	7	1	95	271	45.17	119.91		2	3		38	1	219	2	109.50		1 - 23	5.76
NF Kelly	9	8	0	63	190	23.75	77.24		2	6									
SC Kugeleijn	2	1	1	75*	75		131.58		1			13	1	63	4	15.75		2 - 14	4.85
DJ Mitchell	9	8	1	76	240	34.29	78.18		2	5		68.1	2	383	9	42.56		3 - 44	5.62
B Popli	4	3	0	67	128	42.67	71.51		1	1									
BG Randell	8	3	0	25	33	11.00	58.93			3		62	5	309	11	28.09		3 - 32	4.98
N Wagner	2	2	0	13	19	9.50	47.50			1		17	1	90	2	45.00		1 - 39	5.29
FL Walker	1											4	0	37					9.25
JG Walker	7	4	2	24	37	18.50	90.24					47	0	276	3	92.00		2 - 46	5.87

NORTHERN DISTRICTS MEN'S TEAM

Ford Trophy Results

Auckland Aces vs Northern Districts

at Eden Park Outer Oval, Auckland. 24th October 2018.

Northern Districts 268 (45 overs) (BR Hampton 79 not out, DJ Mitchell 66; MJ McClenaghan 3 for 57)

Auckland Aces 271 for 8 (49.4 overs) (SM Solia 133 not out; TA Boulton 3 for 61)

Auckland Aces won by two wickets.

Northern Districts vs Otago Volts

at Seddon Park, Hamilton. 28th October 2018.

Northern Districts 179 (44.4 overs) (DJ Mitchell 76, BR Hampton; JA Duffy 4 for 29)

Otago Volts 180 for 1 (37.4 overs) (HD Rutherford 102 not out, NT Broom 50 not out)

Otago Volts won by nine wickets.

Central Stags vs Northern Districts

at Saxton Park, Nelson. 31st October 2018.

Match abandoned.

Wellington Firebirds vs Northern Districts

at Basin Reserve, Wellington. 4th November 2018.

Wellington Firebirds 269 (50 overs) (JDS Neesham 86, AT Fletcher 64; AP Devcich 5 for 46, DJ Mitchell 3 for 44)

Northern Districts 230 (47.5 overs) (PD Boccock 54 not out, DG Brownlie 40; HK Bennett 4 for 34, MJ Nofal 3 for 34)

Wellington Firebirds won by 39 runs.

Northern Districts vs Central Stags

at Seddon Park, Hamilton. 7th November 2018.

Northern Districts 313 for 7 (50 overs) (JF Carter 102 not out, BR Hampton 95, AP Devcich 50; DAJ Bracewell 3 for 64)

Central Stags 288 for 9 (50 overs) (D Foxcroft 120 not out, GR Hay 46, JA Clarkson 43, FJM Murray 35; DJ Mitchell 3 for 51, BG Randell 3 for 53)

Northern Districts won by 25 runs.

Northern Districts vs Canterbury

at Seddon Park, Hamilton. 10th November 2018.

Canterbury 251 for 7 (50 overs) (JCT Boyle 66, CJ Bowes 64, SJ Murdoch 56; AP Devcich 3 for 55)

Northern Districts 254 for 7 (48.4 overs) (NF Kelly 63, JF Carter 45 not out, BR Hampton 37)

Northern Districts won by three wickets.

Canterbury vs Northern Districts

at Hagley Oval, Christchurch. 14th November 2018.

Canterbury 307 for 4 (50 overs) (JCT Boyle 126, SJ Murdoch 112, CJ Bowes 34)

Northern Districts 311 for 6 (48.2 overs) (DG Brownlie 73, JF Carter 65 not out, PD Boccock 57 not out, AP Devcich 40, NF Kelly 36)

Northern Districts won by four wickets.

Otago Volts vs Northern Districts

at Lincoln No 3, Lincoln. 16th November 2018.

Otago Volts 291 for 6 (50 overs) (MJG Rippon 71 not out, NG Smith 71, M Renwick 61, JL Finnie 36; BG Randell 3 for 32)

Northern Districts 292 for 3 (47.4 overs) (DG Brownlie 110, B

Popli 67, NF Kelly 55)

Northern Districts won by seven wickets.

Northern Districts vs Auckland Aces

at Lincoln No 3, Lincoln. 18th November 2018.

Northern Districts 275 for 8 (50 overs) (SC Kuggeleijn 75 not out, PD Boccock 51, B Popli 47; RM Hira 3 for 62)

Auckland Aces 246 for 5 (36.1 overs) (C Munro 143)

Auckland Aces won by 58 runs (DLS method).

Northern Districts vs Wellington Firebirds

at Cobham Oval, Whangarei. 24th November 2018.

Wellington Firebirds 20 for 2 (5.2 overs)

Northern Districts

No result.

Ford Trophy Milestones

ND List A debut:

Neil Wagner

Highest score:

Peter Boccock	54 not out, 57(no)
Joe Carter	102 not out
Brett Hampton	79 not out, 95
Zak Gibson	18
Brett Randell	25

Best bowling:

Anton Devcich	5 for 46
Josef Walker	2 for 46

2,000 runs:

Daryl Mitchell

Best bowling vs Wellington:

Anton Devcich	5 for 46
---------------	----------

Most catches in a match (wicket-keeper):

Peter Boccock	4 (equal with 10 others)
---------------	--------------------------

Most catches in a match (wicket-keeper) vs Wellington:

Peter Boccock	4
---------------	---

Highest run chase vs Canterbury:

311 for 6

Highest run chase vs Otago:

292 for 4

Most runs off one over - world record:

43 - Joe Carter and Brett Hampton vs Central Districts

Most runs off one over - New Zealand record:

43 - Joe Carter and Brett Hampton vs Central Districts

Record Partnership vs Auckland

10th wicket	29	Brett Hampton and Trent Boulton
-------------	----	---------------------------------

Record Partnership vs Canterbury

7th wicket	107*	Joe Carter and Peter Boccock
------------	------	------------------------------

Record Partnership vs Central Districts

6th wicket	178	Joe Carter and Brett Hampton
------------	-----	------------------------------

BURGER KING SUPER SMASH



KNIGHTS

Burger King Super Smash Review

Gareth Hopkins

Our ambition every year is to win the Super Smash. Ultimately, this is what we train for and this is the only thing that matters.

We did not win the competition in 2018/19, so we can not call the campaign a success. However, there were still many positives to come out of this campaign that leave me confident we can fulfil our ambition in the 2019/20 season.

Finishing first in the round-robin was obviously a huge positive and is evidence that this team continually sets the standard of T20 cricket in New Zealand. We do this by pushing boundaries and adopting an open mindset to the way we play the game. I am incredibly proud of the way these guys approach their work without fear and have the confidence in themselves and each other to try anything.

When I look at the season itself, there are two matches I would like to mention that illustrate this.

The first was Canterbury away, where we could have performed better in the field and allowed them to set a huge total. The way we approached the chase was nothing short of exceptional; we never should have won, but we were clinical, composed and got the result. We did not drop our heads, simply went about our work and said "right; let's knock this total off." It was the standard for a team effort; no individual stood out; everyone simply did their job with the bat.

This was half a performance from us, the next match was the complete

performance.

We travelled to Napier for a game with Central Districts and blew them off the park with the bat. We followed that up with a terrific bowling performance; Neil Wagner swung it up-front and Tarun Nethula took six wickets as we defeated CD by 131 runs.

Those are the performances we must continue to strive for. I would like to acknowledge the contributions of our overseas players. For Chris Jordan to want to return and play for us is a testament to the culture we have. He was only available for a

short period, so it is even more of a credit to him that he did return. Once Chris departed, Kyle Abbott proved a more than useful replacement and bowled some truly terrific spells for us.

The whole squad did their jobs at any given time and there were match-winning performances from across the squad, but I think it is worth acknowledging that the guys who continually win matches for the Knights; Daryl Mitchell, Scott Kuggeleijn and Tim Seifert, were rewarded with their first international call-ups.

We have a talented squad, and when they all consistently win matches for us, there is no reason why every player would not be putting their hand up for international selection. There is a clear pathway; perform well, win games for your side and the outcome is that you will play for New Zealand.

Looking ahead to next season, the most important thing for us is that we keep improving. We cannot sit still and be content with how we have pushed the game forward in the last couple of years; we must keep moving to stay ahead of the other sides.

Winning the competition next season will require another big effort, but I am confident in the group we have. There are some promising young players coming through who are well supported by a quality, experienced group of senior players, which leaves us in good shape for 2019/20.



Burger King Super Smash Results

Knights vs Wellington Firebirds

at Seddon Park, Hamilton. 22nd December 2018.

Knights 215 for 6 (20 overs) (DG Brownlie 99, TL Seifert 46, DJ Mitchell 29; JS Patel 2 for 29)

Wellington Firebirds 170 (18.1 overs) (DP Conway 45, AJ Hose 36; AP Devcich 4 for 27, Mitchell 2 for 7, IS Sodhi 2 for 34)

Knights won by 45 runs.

Knights vs Central Stags

at Bay Oval, Mt Maunganui. 27th December 2018.

Knights 156 for 8 (20 overs) (TL Seifert 55, DR Flynn 27; BM Tickner 3 for 32, GH Worker 2 for 18)

Central Stags 157 for 5 (19.2 overs) (TC Bruce 88 not out; SC Kuggeleijn 2 for 24, MJ Santner 2 for 25)

Central Stags won by five wickets.

Otago Volts vs Knights

at Molyneux Park, Alexandra. 30th December 2018.

Otago Volts 99 for 7 (20 overs) (AK Kitchen 31; SC Kuggeleijn 2 for 11, IS Sodhi 2 for 18)

Knights 101 for 5 (17.4 overs) (DG Brownlie 34 not out, DJ Mitchell 27; JA Duffy 3 for 18)

Knights won by five wickets.

Knights vs Auckland Aces

at Seddon Park, Hamilton. 6th January 2019.

Knights 155 for 9 (20 overs) (DJ Mitchell 78; MJ McClenaghan 3 for 23, DJ Grobbelaar 3 for 29)

Auckland Aces 153 for 9 (20 overs) (C Cachopa 39, WER Somerville 37 not out; SC Kuggeleijn 4 for 18, MJ Santner 2 for 37)

Knights won by two runs.

Kings vs Knights

at Hagley Oval, Christchurch. 9th January 2019.

Kings 193 for 5 (20 overs) (CJ Bowes 67, AM Ellis 45; CJ Jordan 2 for 36)

Knights 197 for 8 (19.4 overs) (BR Hampton 55, DR Flynn 31, MJ Santner 26; Ellis 3 for 35, KA Jamieson 2 for 42)

Knights won by two wickets.

Wellington Firebirds vs Knights

at Basin Reserve, Wellington. 12th January 2019.

Knights 157 for 7 (20 overs) (DJ Mitchell 49, NF Kelly 45, DR Flynn 25; OR Newton 3 for 26, JS Patel 2 for 27)

Wellington Firebirds 145 for 6 (20 overs) (AJ Hose 52, TA Blundell 38; KJ Abbott 2 for 19, DJ Mitchell 2 for 19, CJ Anderson 2 for 22)

Knights won by 12 runs.

Knights vs Kings

at Seddon Park, Hamilton. 16th January 2019.

Knights 154 for 5 (16 overs) (NF Kelly 56, CJ Anderson 38, MJ Santner 26 not out; MJ Henry 2 for 29)

Kings 146 for 6 (16 overs) (HM Nicholls 40, CD Fletcher 38 not out; Anderson 2 for 31, IS Sodhi 2 for 38)

Knights won by eight runs.

Central Stags vs Knights

at McLean Park, Napier. 25th January 2019.

Knights 230 for 5 (20 overs) (BR Hampton 64, DJ Mitchell 61, DG Brownlie 40, TL Seifert 35; BM Tickner 2 for 37)

Central Stags 99 (14.1 overs) (TS Nethula 6 for 23, N Wagner 2 for 17, SC Kuggeleijn 2 for 23)

Knights won by 131 runs.

Auckland Aces vs Knights

at Eden Park Outer Oval, Auckland. 2nd February 2019.

Knights 196 for 8 (20 overs) (NF Kelly 37, DJ Mitchell 37, CJ Anderson 36, DG Brownlie 33, PD Boccock 27 not out; C Munro 2 for 28, MJ McClenaghan 2 for 47)

Auckland Aces 197 for 4 (19.2 overs) (C Cachopa 60, Munro 54, RR O'Donnell 45 not out)

Auckland Aces won by six wickets.

Knights vs Otago Volts

at Bay Oval, Mt Maunganui. 9th February 2019

Knights 150 for 9 (20 overs) (CJ Anderson 42; JA Duffy 2 for 18, NG Smith 2 for 24, C Viljoen 2 for 25, MJG Rippon 2 for 37)

Otago Volts 181 for 5 (18.5 overs) (HD Rutherford 49, OB Cox 32 not out, BS Wilson 25 not out; BR Hampton 2 for 31)

Otago Volts won by five wickets.

Burger King Super Smash Final

Knights vs Central Stags

at Seddon Park, Hamilton. 17th February 2019.

Central Stags 147 for 8 (20 overs) (D Foxcroft 63; MJ Santner 2 for 23, KJ Abbott 2 for 29, IS Sodhi 2 for 30)

Knights 80 (14.4 overs) (AF Milne 3 for 12, AY Patel 3 for 24, SAJ Bracewell 2 for 10)

Central Stags won by 67 runs.



Burger King Super Smash Figures

	Mtch	Inns	NO	HS	Runs	Avg	S/R	100	50	Ct	St	Overs	Mdns	Runs	Wkts	Avg	BB	RPO
KJ Abbott (D)	6	4	2	14*	23	11.50	121.05					21.2	1	156	6	26.00	2 - 19	7.36
CJ Anderson	9	9	1	42	157	19.63	124.60					10	0	84	4	21.00	2 - 22	8.40
PD Boccock	7	7	2	27*	68	13.60	147.83			5	1							
DG Brownlie	9	9	1	99	264	33.00	147.49		1	10								
JF Carter	2	2	0	7	7	3.50	46.67											
AP Devcich	5	5	0	23	56	11.20	121.74			1		18	0	128	7	18.29	4 - 27	7.11
DR Flynn	10	7	0	31	97	13.86	161.67			4								
ZN Gibson	2	1	1	8*	8		88.89					5	0	47	1	47.00	1 - 28	9.40
BR Hampton	10	10	1	64	200	22.22	136.99		2	5		3.5	0	35	2	17.50	2 - 35	10.00
CJ Jordan	2	2	0	17	19	9.50	135.71					8	0	69	2	34.50	2 - 36	8.63
NF Kelly	6	6	0	56	155	25.83	146.23		1	6								
SC Kuggeleijn	9	6	4	8	32	16.00	160.00			2		31.4	2	258	13	19.85	4 - 18	8.22
DJ Mitchell	10	10	0	78	323	32.30	139.22		2	4		14.5	0	115	6	19.17	2 - 7	7.93
TS Nethula (D)	5	2	1	2*	3	3.00	75.00			2		16.1	0	140	7	20.00	6 - 23	8.70
BG Randell	3											8	0	63	2	31.50	1 - 16	7.88
MJ Santner	7	7	3	26*	103	25.75	132.05			3		25	0	172	9	19.11	2 - 23	6.88
TL Seifert	7	7	0	55	169	24.14	129.01		1	10	1							
IS Sodhi	6	2	1	7	7	7.00	100.00					24	0	185	9	20.56	2 - 18	7.71
TG Southee	1	1	0	0	0	0.00	0.00			1		4	0	33	1	33.00	1 - 33	8.25
N Wagner (D)	5	3	3	9*	12		100.00					15	0	124	3	41.33	2 - 17	8.27

Burger King Super Smash Milestones

Knights debut: Kyle Abbott, Tarun Nethula, Neil Wagner

Highest team total vs Canterbury: 197 for 8

Highest score: Dean Brownlie 99
Brett Hampton 55, 64
Nick Kelly 45, 56

Highest team total vs Central Stags: 230 for 5

Best bowling: Corey Anderson 2 for 22
Scott Kuggeleijn 4 for 18

Highest team total vs Wellington Firebirds: 215 for 6

1,000 runs: Dean Brownlie

Highest winning margin by runs vs all Associations: 131 runs vs Central Stags

50 wickets: Ish Sodhi

Highest winning margin by runs vs Central Stags: 131 runs

Most T20 matches: Daniel Flynn 90

Record partnership vs all Associations

50 matches: Scott Kuggeleijn

4th wicket 93 Dean Brownlie and Daryl Mitchell
4th wicket 98 Brett Hampton and Daryl Mitchell

Best bowling vs all Associations:

Tarun Nethula 6 for 23

Record partnership vs Canterbury

7th wicket 34 Daniel Flynn and Chris Jordan

Best bowling vs Auckland Aces:

Scott Kuggeleijn 4 for 18

Record partnership vs Central Stags

4th wicket 98 Brett Hampton and Daryl Mitchell

Best bowling vs Central Stags:

Tarun Nethula 6 for 23

Record partnership vs Wellington Firebirds

4th wicket 93 Dean Brownlie and Daryl Mitchell

Highest individual score vs Wellington Firebirds:

Dean Brownlie 99

Highest team total vs all Associations:

215 for 6 vs Wellington Firebirds

230 for 5 vs Central Stags



SKYCITY HAMILTON NORTHERN SPIRIT

Season Review

KARI CARSWELL

My appointment came in August with only six weeks to get the team together and functioning before the first round of fixtures. The squad welcomed Lily Mulivai and Eimear Richardson to the fold, with Natalie Dodd moving to Central Districts. Victoria Lind was appointed assistant coach and her experience and knowledge was welcomed and appreciated by all.

As in previous years the squad on paper looked to have real depth, with numerous options with the bat and ball. Samantha Curtis was appointed captain and although the results on the park didn't always go to plan, Sam did an outstanding job of keeping the team focused.

The pre-season camp proved a useful exercise in getting players on the same page and getting some form of role clarity and understanding in how we wanted to play the game.

The 2018/19 season started in earnest with the Super Smash central round in Lincoln during October. The first game against Central Districts was rained off so the Spirit waited patiently to get their season underway against Wellington. Tight bowling and excellent catching restricted Wellington to 109, and a well-timed innings from Eimear Richardson (43 off 45 balls), saw the Spirit win by four wickets.

After the Wellington performance, it's fair to say that the standards dropped significantly as the Spirit lost the next three games. Inconsistency with the bat cost the Spirit against Otago and Canterbury, but to the players' credit, they put that right with a score of 158 against Auckland. Some excellent batting and loose bowling allowed

Auckland to reach the score with 10 balls remaining. The centralised T20 round showed that we were more than capable; a little more composure and games-sense would certainly see the players turn it around by the time the double-header matches arrived in December and January. The team found some excellent momentum and won three out of the five games in the second-half of the Super Smash, with excellent wins against Central Districts, Otago and Canterbury.

There were several highlights from the Super Smash campaign;

- Katie Gurrey scored 298 runs at an average of 42.57 and a strike rate of 121.13
- Bernadine Bezuidenhout scored 228 runs at an average of 32.57 and a strike rate of 106.04
- Alisha Rout put in a player-of-the-match performance against Otago, taking 3-15
- Eimear Richardson finished highest-wicket-taker with seven
- Chased down 167 against Canterbury at Hagley Oval to win

The 50-over campaign started with a reality check of where we were at. At 6/47 the Spirit looked like they would be bundled out for less than 100, but good application from Lily Mulivai and Briana Perry saw the team score 187. This was to be a theme for the Hallyburton Johnstone (HBJ) campaign; getting ourselves in trouble and on occasions, a couple of players digging deep and turning it around. Without doubt the HBJ was a disappointing campaign, but there remained some positives;

- Katie Gurrey scored 102 v Auckland; her maiden first-class century
- Kate Anderson scored 160 not out v Canterbury; her maiden first-class century
- Felicity Leydon-Davis scored 131* v Canterbury; her maiden first-class century
- Kate and Felicity shared an unbroken stand of 308 for the third-wicket against Canterbury
- Carolyn Esterhuizen taking 4-38 against Otago

Further positives were Bernadine Bezuidenhout and Katie Gurrey representing the WHITE FERNS and Kate Anderson playing in the NZC Development team against Australia in March. Congratulations to all three players from everyone associated with Northern Districts.

We certainly didn't lack will and determination throughout the season and, on other occasions with a little more luck, some of the results may have been different. The winter pre-season has given the players and staff a good opportunity to reflect and plan for the 2019/2020 season.

Thank you to all the players for your commitment and effort throughout the season. Thanks to Vic Lind, Peter Zanzottera, Samantha Curtis and Maliah Tato for all your efforts behind-the-scenes; it certainly made the season run smooth.

There's no doubt that there are many challenges that lie ahead, but this group of players are determined to continue to progress and make further strides on the park next season; and inspire future generations to play cricket.



Burger King Super Smash Figures

	Mtch	Inns	NO	HS	Runs	Avg	S/R	100	50	Ct	St	Overs	Mdns	Runs	Wkts	Avg	BB	RPO
KG Anderson	9	8	1	27	77	11.00	76.24			3		22	0	161	3	53.67	2 - 17	7.32
BM Bezuidenhout	8	8	1	77*	228	32.57	106.05		1	2								
SRH Curtis	9	9	3	60*	109	18.17	93.97		1	3	3	0	30				0 - 8	10.00
C Esterhuizen	9	4	2	8	14	7.00	66.67			1		31	0	208	5	41.60	2 - 21	6.71
CA Gurrey	7	7	0	79	298	42.57	121.14		3									
BM Halliday	7	7	1	13	35	5.83	62.50			1								
MN Hyde	8	3	1	7*	7	3.50	70.00			3		25	0	197	2	98.50	1 - 20	7.88
FC Leydon-Davis	9	8	2	41*	118	19.67	92.19			5		16.4	0	150			0 - 8	9.15
OR Lobb	3	1	1	1*	1		14.29											
LS Mulivai (D)	7	5	0	15	34	6.80	89.47			1		15	0	94	2	47.00	2 - 17	6.27
NH Patel	2											1	0	8				8.00
BM Perry	5	2	1	6*	10	10.00	83.33					14	0	96	2	48.00	2 - 16	6.86
EAJ Richardson	8	6	2	43*	107	26.75	111.46					30	2	169	7	24.14	2 - 16	5.63
AJ Rout	5	1	0	0	0	0.00	0.00					15	0	81	6	13.50	3 - 15	5.40
CR Sarsfield	3	1	1	2*	2		66.67					1	0	13				13.00

Burger King Super Smash Milestones

T20 debut: Lily Mulivai

Spirit debut: Eimear Richardson

Highest score: Samantha Curtis 60 not out
Caitlin Gurrey 79
Felicity Leydon-Davis 41 not out

Most runs in a season: Caitlin Gurrey 298

Highest individual score vs Otago Sparks:
Caitlin Gurrey 79

Most catches in an innings (fielder):
Samantha Curtis 3 (equal with two others)

Highest team total vs Auckland Hearts:
158 for 4

Highest team total vs Canterbury Magicians:
167 for 5

Highest team total vs Otago Sparks:
151 for 3

Record partnership vs all Associations
1st wicket 88 Caitlin Gurrey and Samantha Curtis
1st wicket 112 Caitlin Gurrey and Bernadine Bezuidenhout

Record partnership vs Auckland Hearts
1st wicket 88 Caitlin Gurrey and Samantha Curtis
3rd wicket 41 Samantha Curtis and Lily Mulivai

Record partnership vs Canterbury Magicians
2nd wicket 51 Caitlin Gurrey and Bernadine Bezuidenhout

Record partnership vs Otago Sparks

1st wicket 112 Caitlin Gurrey and Bernadine Bezuidenhout

Record partnership vs Wellington Blaze

5th wicket 40 Bernadine Bezuidenhout and Eimear Richardson



Burger King Super Smash Results

Central Hinds vs Northern Spirit

at Lincoln No 3, Lincoln. 25th October 2018.

Match abandoned.

Wellington Blaze vs Northern Spirit

at Lincoln Green, Lincoln. 26th October 2018.

Wellington Blaze 109 for 8 (20 overs) (TMM Newton 34 not out; EAJ Richardson 2 for 16, BM Perry 2 for 16, LS Mulivai 2 for 17)

Northern Spirit 113 for 6 (19.4 overs) (Richardson 43 not out, BM Bezuidenhout 30; AC Kerr 4 for 4)

Northern Spirit won by four wickets.

Northern Spirit vs Otago Sparks

at Lincoln No 3, Lincoln. 26th October 2018.

Otago Sparks 125 for 7 (20 overs) (LM Kasperek 40; EAJ Richardson 2 for 16)

Northern Spirit 68 (18 overs) (L Griffith 3 for 10, EJ Blsack 2 for 11, GA Heffernan 2 for 11, Kasperek 2 for 12)

Otago Sparks won by 57 runs.

Northern Spirit vs Auckland Hearts

at Bert Sutcliffe Oval, Lincoln. 27th October 2018.

Northern Spirit 158 for 4 (20 overs) (SRH Curtis 60 not out, CA Gurrey 57)

Auckland Hearts 162 for 2 (18.4 overs) (AM Peterson 65, TB Wilson 44, SJ McGlashan 25 not out)

Auckland Hearts won by eight wickets.

Northern Spirit vs Canterbury Magicians

at Lincoln No 3, Lincoln. 28th October 2018.

Northern Spirit 104 for 5 (20 overs) (CA Gurrey 51, BM Bezuidenhout 34)

Canterbury Magicians 105 for 1 (15 overs) (AE Satterthwaite 68 not out, FL Mackay 32 not out)

Canterbury Magicians won by nine wickets.

Wellington Blaze vs Northern Spirit

at Seddon Park, Hamilton. 22nd December 2018.

Wellington Blaze 144 for 2 (20 overs) (LR Doolan 70 not out, RM Burns 28, AC Kerr 25)

Northern Spirit 118 for 9 (20 overs) (SRH Curtis 29, FC Leydon-Davis 29; DM Doughty 4 for 16, AC Kerr 3 for 10, LR Doolan 2 for 27)

Wellington Blaze won by 26 runs.

Northern Spirit vs Central Hinds

at Bay Oval, Mt Manganui. 27th December 2018.

Central Hinds 113 for 7 (20 overs) (JM Watkin 27; EAJ Richardson 2 for 17, KG Anderson 2 for 17)

Northern Spirit 114 for 5 (18.5 overs) (CA Gurrey 36, Anderson 27; RA Mair 2 for 14)

Northern Spirit won by five wickets.

Otago Sparks vs Northern Spirit

at Molyneux Park, Alexandra. 30th December 2018.

Otago Spark 150 for 7 (20 overs) (AN Davidson-Richards 58, MR Cowan 61; AJ Rout 3 for 15)

Northern Spirit 151 for 3 (17.5 overs) (CA Gurrey 79, BM Bezuidenhout 49; EL Brown 2 for 37)

Northern Spirit won by seven wickets.

Northern Spirit vs Auckland Hearts

at Seddon Park, Hamilton. 6th January 2019.

Auckland Hearts 148 for 5 (20 overs) (AN Kelly 41 not out, LR Down 29, KT Perkins 29; AJ Rout 2 for 21)

Northern Spirit 124 for 7 (20 overs) (BM Bezuidenhout 77 not out)

Auckland Hearts won by 24 runs.

Canterbury Magicians vs Northern Spirit

at Hagley Oval, Christchurch. 9th January 2019.

Canterbury Magicians 165 for 2 (20 overs) (KE Ebrahim 77 not out, FL Mackay 58 not out, EM Bermingham 26; C Esterhuizen 2 for 21)

Northern Spirit 167 for 5 (19.1 overs) (CA Gurrey 55, EAJ Richardson 43, FC Leydon-Davis 41 not out; Mackay 3 for 25)

Northern Spirit won by five wickets.



Hallyburton Johnstone Shield Figures

	Mtch	Inns	NO	HS	Runs	Avg	S/R	100	50	Ct	St	Overs	Mdns	Runs	Wkts	Avg	BB	RPO
KG Anderson	10	10	2	160*	333	41.63	93.54	1	1	2		50	2	220	7	31.43	3 - 38	4.40
EL Baker	5	4	3	4*	4	4.00	23.53					15.3	0	138	2	69.00	1 - 21	9.02
BM Bezuidenhout	4	4	0	47	81	20.25	53.64			1	1							
SRH Curtis	10	9	0	48	142	15.78	47.18			4		6	0	28	1	28.00	1 - 11	4.67
C Esterhuizen	8	7	0	32	68	9.71	48.23			4		67.3	5	244	9	27.11	4 - 38	3.63
CA Gurrey	7	7	0	102	222	31.71	67.68	1		2								
BM Halliday	4	4	1	11	19	6.33	34.55											
GA Harris	1	1	0	3	3	3.00	13.04					4	0	22				5.50
MN Hyde	9	7	2	49	98	19.60	63.23			2		47.1	1	267	4	66.75	2 - 35	5.67
FC Leydon-Davis	10	10	2	131*	241	30.13	62.27	1		5		33	3	173	1	173.00	1 - 41	5.24
OR Lobb	6	5	1	8*	18	4.50	32.14			2								
LS Mulivai (D)	7	6	0	63	76	12.67	78.35		1			30	2	153	2	76.50	2 - 40	5.10
NH Patel	4	2	0	6	9	4.50	23.68					10.2	0	55				5.39
BM Perry	8	6	2	34	56	14.00	44.44			1		22	0	142	1	142.00	1 - 50	6.45
EAJ Richardson	8	5	0	41	93	18.60	98.94					52	2	233	2	116.50	1 - 26	4.48
AJ Rout	6	6	0	57	87	14.50	61.70		1	3		9	0	72	3	24.00	3 - 72	8.00
CR Sarsfield	3	2	1	20	21	21.00	45.65			1		3	0	18				6.00

Hallyburton Johnstone Shield Milestones

List A debut:

Lily Mulivai
Georgina Harris

Spirit debut:

Eimear Richardson

Highest score:

Kate Anderson 160 not out
Carolyn Esterhuizen 15, 32
Caitlin Gurrey 102
Mereana Hyde 19 not out, 49
Felicity Leydon-Davis 131 not out
Briana Perry 34
Eimear Richardson 41
Alisha Rout 57
Charlotte Sarsfield 20

Best bowling:

Carolyn Esterhuizen 4 for 38
Lily Mulivai 2 for 40
Alisha Rout 3 for 72

Highest individual score for Spirit:

Kate Anderson 160 not out

Highest team total vs All Associations:

312 for 2 vs Canterbury

Highest partnership vs all Associations:

3rd wicket 308* Felicity Leydon-Davis and Kate Anderson

8th wicket 81 Lily Mulivai and Briana Perry

Highest partnership vs Canterbury:

3rd wicket 308* Felicity Leydon-Davis and Kate Anderson

Highest partnership vs Central Districts:

8th wicket 81 Lily Mulivai and Briana Perry
10th wicket 32* Olivia Lobb and Mereana Hyde



Hallyburton Johnstone Shield Results

Central Hinds vs Northern Spirit

at Pukekura Park, New Plymouth. 17th November 2018.

Northern Spirit 187 (47.5 overs) (LS Mulivai 63, BM Perry 34, RA Mair 3 for 30)

Central Hinds 190 for 1 (39 overs) (NC Dodd 94 not out, A van Deventer 66 not out)

Central Hinds won by nine wickets.

Central Hinds vs Northern Spirit

at Pukekura Park, New Plymouth. 18th November 2018.

Northern Spirit 95 for 9 (27 overs) (GK Atkinson 4 for 24)

Central Hinds 97 for 0 (21.4 overs) (EG Cunningham 45 not out, NC Dodd 39 not out)

Central Hinds won by ten wickets.

Auckland Hearts vs Northern Spirit

at Colin Maiden Park, Auckland. 1st December 2018.

Auckland Hearts 203 for 6 (45 overs) (LR Down 49, ML Green 38, HR Huddleston 32; KG Anderson 3 for 38)

Northern Spirit 121 for 4 (31.4 overs) (CA Gurrey 48)

Auckland Hearts won by 7 runs (DLS Method).

Auckland Hearts vs Northern Spirit

at Colin Maiden Park, Auckland. 2nd December 2018.

Northern Spirit 220 for 7 (50 overs) (CA Gurrey 102, BM Bezuidenhout 47; BG Armstrong 4 for 48)

Auckland Hearts 221 for 3 (40.1 overs) (LR Down 108, ML Green 44)

Auckland Hearts won by seven wickets.

Northern Spirit vs Wellington Blaze

at St. Paul's Collegiate, Hamilton. 8th January 2019.

Northern Spirit 147 (41.1 overs) (EAJ Richardson 32; AD Evans 3 for 27, DM Doughty 3 for 30)

Wellington Blaze 149 for (23.2 overs) (RM Burns 72 not out, LR Doolan 51)

Wellington Blaze won by nine wickets.

Northern Spirit vs Wellington Blaze

at St Paul's Collegiate, Hamilton. 9th January 2019.

Wellington Blaze 285 for 5 (50 overs) (EC Perry 114, AC Kerr 48, LR Doolan 33, RM Burns 30)

Northern Spirit 181 (45.1 overs) (KG Anderson 68, SRH Curtis 34; AC Kerr 3 for 17)

Wellington Blaze won by 104 runs.

Otago Sparks vs Northern Spirit

at Brooklands Park, Mosgiel. 16th February 2019.

Northern Spirit 122 (41.5 overs) (KG Anderson 49; LM Kasperek 5 for 10)

Otago Sparks 125 for 2 (25.4 overs) (SW Bates 49 not out, PM Inglis 35)

Otago Sparks won by eight wickets.

Otago Sparks vs Northern Spirit

at Brooklands Park, Mosgiel. 17th February 2019.

Otago Sparks 251 (48.5 overs) (KJ Martin 96, SW Bates 45, PM Inglis 35; C Esterhuizen 4 for 38)

Northern Spirit 212 (44.4 overs) (AJ Rout 57, SRH Curtis 48, CA Gurrey 32, Esterhuizen 32)

Otago Sparks won by 39 runs.

Northern Spirit vs Canterbury Magicians

at St. Paul's Collegiate, Hamilton. 2nd March 2019.

Canterbury Magicians 308 for 7 (50 overs) (KE Ebrahim 94, AC Mace-Cochrane 84, NB Cox 30, KFG Nation 30; AJ Rout 3 for 72)

Northern Spirit 312 for 2 (44 overs) (FC Leydon-Davis 131 not out, KG Anderson 160 not out)

Northern Spirit won by eight wickets.

Northern Spirit vs Canterbury Magicians

at St Paul's Collegiate, Hamilton. 3rd March 2019.

Northern Spirit 176 (46.1 overs) (MN Hyde 49, EAJ Richardson 41; EM Bermingham 4 for 19)

Canterbury Magicians 179 for 4 (35.3 overs) (KE Ebrahim 88 not out, AC Mace-Cochrane 31 not out)

Canterbury Magicians won by six wickets.



NORTHERN DISTRICTS A

The ND A programme has always been a key part of ND's development structures. This has taken on even greater significance in recent seasons, with the depth of promising players beyond age-group programmes, but not yet in the Knights set up full-time, being at such healthy levels.

The agreed feeling among staff was that the programme needed to factor in the following;

- We needed to grow our schedule to allow our best prospects significant game time at a higher level
- We needed to include more internal fixtures to allow more players exposure
- The programme needed to align with the timings of the Senior Men's team programme to allow players opportunities to put their name forward
- We needed to expose players to all three formats
- We needed a good variety of opponents
- We needed to provide the players with high quality coaches to assist with their learnings

A few factors to think of when scheduling!

In the end, the programme consisted of 18 games across all formats, spanned 24 days and included games against Auckland, Wellington, Central Districts and an Indian touring side from the Karnataka Premier League; as well as a number of internal fixtures.

From a playing point of view, it was pleasing to see so many players grab their opportunities and perform their way into the selection frame for our senior team. There were many individual highlights throughout the season which led to numerous strong performances as a group. Whilst team results are not the focus at this level, it was pleasing to note that over the season the team was undefeated in both three-day and one-day cricket, with a four-win/four-loss record in the two T20 competitions.

The coaching team was generally led by one of the Knights assistants (Graeme Aldridge or Matt Horne), with support coming at various times from identified developing coaches in our region. This staff structure worked well, with players having high quality staff to learn off, and aspiring coaches also being given the chance to develop their own leadership skills, with experienced guides close at hand.

We are lucky in Northern Districts to have so many supportive partners when it comes to facilities. The games in 2018/19 were shared between St. Paul's Collegiate in Hamilton, Owen Delany Park in Taupo and Mountfort Park in Manurewa. All season we were treated to high quality wickets to play our cricket on which is crucial in the ongoing development of our cricketers. Special thanks needs to go to Ian Boyle and Mark Bailey at St. Paul's Collegiate, as well as Ben Sheriff and his team in Taupo for the countless hours they put in to prepare such excellent facilities, and for being such accommodating hosts.

As we look forward, we see that this programme continues to assume significant importance as a breeding ground for our future Knights and BLACKCAPS, and as such are committed to

developing and improving what we have in place - roll on 2019/20.

Results

Northern Districts A vs Northern Districts XI

at Harry Barker Reserve, Gisborne. 26th, 27th, 28th September 2018.

Northern Districts A 176 (56.4 overs) (A Desai 42, JF Carter 34, DR Flynn 30; BR Hampton 3 for 27, JD Baker 3 for 33) and 196 for 5 (51 overs) (Flynn 60, Carter 37, B Popli 35, NF Kelly 33)

Northern Districts XI 370 for 9 decl. (88.4 overs) (DJ Mitchell 152, HR Cooper 69, DJ Kelliher 45, SC Kuggeleijn 44; BG Randell 3 for 67, ZN Gibson 3 for 83)

Match drawn.

Northern Districts A vs Northern Districts XI

at St. Paul's Collegiate, Hamilton. 16th October 2018

Northern Districts XI 315 for 6 (50 overs) (B Popli 99, RPO Drysdale 70, SB Davey 37 not out, DJ Kelliher 31, HDR Collier 30 not out)

Northern Districts A 205 (41.4 overs) (A Desai 66, AR Vodnala 33; Drysdale 3 for 42)

Northern Districts XI won by 110 runs.

Northern Districts A vs Auckland A

at St. Paul's Collegiate, Hamilton. 17th October 2018.

Auckland A 279 for 6 (50 overs) (MJ Barry 85, BW Barnard 61, BJC Beecroft 51; SB Davey 3 for 49)

Northern Districts A 285 for 6 (46.4 overs) (Sandeep Patel 65, BR Hampton 55 not out, KD Clarke 52, BN Hyde 43, N Hendrie 34; OM Pringle 3 for 49)

Northern Districts A won by four wickets.

Northern Districts A vs Auckland A

at St. Paul's Collegiate, Hamilton. 18th October 2018.

Northern Districts A 285 for 7 (50 overs) (JF Carter 106, CJ Swanson 68 not out, N Hendrie 59; AT Nidamanauru 3 for 48)

Auckland A 261 (48.2 overs) (BW Barnard 76, JO Parsons 51 not out, Craig Cachopa 44; SB Davey 3 for 38)

Northern Districts A won by 24 runs.

Northern Districts A vs Auckland A

at St. Paul's Collegiate, Hamilton. 1,2,3 November 2018.

Northern Districts A 85 for 1 (16 overs) (B Popli 40 not out)

Auckland A

No result.

Central Districts A vs Northern Districts A

at Nelson Park, Napier. 7th November 2018.

Northern Districts A 206 (45.1 overs) (CJ Swanson 84; LR Dudding 3 for 33, JR Lennox 3 for 38)

Central Districts A 128 (37.4 overs) (LCJ Muggeridge 44, WJ Clark 33; JM Gibson 5 for 29, FL Walker 4 for 28)

Northern Districts A won by 78 runs.

Central Districts A vs Northern Districts A

at Nelson Park, Napier. 8th November 2018.

Central Districts A 254 (50 overs) (BJ Small 124, BL Wiggins 91)

Northern Districts A 255 for 8 (46.3 overs) (B Popli 84, CJ Swanson 44, KD Clarke 34)

Northern Districts A won by two wickets.

Northern Districts A vs Central Districts A

at Owen Delany Park No 3, Taupo. 11th December 2018.

Northern Districts A 189 for 7 (20 overs) (B Popli 77, BR Hampton 47; JR Lennox 2 for 37)

Central Districts A 184 for 7 (20 overs) (BL Wiggins 55, MJ Edmondson 42, CK Leopard 26; FL Walker 2 for 23, TS Nethula 2 for 34, LM Gibson 2 for 38)

Northern Districts A won by five runs.

Northern Districts A vs Auckland A

at Owen Delany Park No 1, Taupo. 11th December 2018.

Auckland A 127 for 7 (20 overs) (DJ Grobbelaar 42, DN Phillips 36; SS Johnston 3 for 19, JM Gibson 2 for 18)

Northern Districts A 117 for 5 (20 overs) (PD Bocock 30 not out; AT Nidamanuru 2 for 12, LJ Delpont 2 for 22)

Auckland A won by 10 runs.

Northern Districts A vs Wellington A

at Owen Delany Park No 3, Taupo. 12th December 2018.

Northern Districts A 188 for 8 (20 overs) (BR Hampton 55, KD Clarke 53, N Hendrie 26; AJ Leonard 2 for 40, JD Sole 2 for 44)

Wellington A 189 for 6 (19.5 overs) (TM Johnson 63, MA Pollard 40, RK Weerasundara 36; SB Davey 4 for 31)

Wellington A won by four wickets.

Northern Districts A vs Central Districts A

at Owen Delany Park No 1, Taupo. 12th December 2018.

Central Districts A 129 for 5 (20 overs) (MJ Edmondson 43 not out, BS Smith 38; FL Walker 2 for 18)

Northern Districts A 132 for 2 (14.1 overs) (B Popli 61 not out, MJ Santner 28 not out, N Hendrie 27)

Northern Districts A won by eight wickets.

Northern Districts A vs Northern Districts XI

at St. Paul's Collegiate, Hamilton. 8th January 2019.

Northern Districts A 308 for 5 (50 overs) (Sandeep Patel 131 not out, B Popli 97, SB Davey 41; JM Gibson 3 for 45)

Northern Districts XI 189 (34.5 overs) (HDR Collier 68 not out, FL Walker 39; Davey 4 for 46)

Northern Districts A won by 119 runs.

Northern Districts A vs Northern Districts XI

at St. Paul's Collegiate, Hamilton. 9th January 2019.

Northern Districts A 181 for 7 (20 overs) (JG Walker 57 not out, B Popli 38, SS Johnston 30 not out, KD Clarke 26; A Verma 2 for 32, FL Walker 2 for 39)

Northern Districts XI 182 for 0 (16.2 overs) (N Hendrie 108 not out, HR Cooper 66 not out)

Northern Districts XI won by ten wickets.

Northern Districts A vs Northern Districts XI

at St. Paul's Collegiate, Hamilton. 9th January 2019.

Northern Districts XI 212 (20 overs) (JF Carter 71, HR Cooper 39 not out, DJ Kelliher 36, FL Walker 25; Sandeep Patel 2 for 24, SB Davey 2 for 60)

Northern Districts A 231 for 4 (17.5 overs) (RPO Drysdale 67, KD Clarke 47 not out)

Northern Districts A won by six wickets.

Northern Districts A vs Northern Districts XI

at St. Paul's Collegiate, Hamilton. 23rd, 24th, 25th January 2019.

Northern Districts XI 271 (76.5 overs) (AR Vodnala 95 not out, CJ Swanson 49, JD Baker 44, DJ Kelliher 42; FL Walker 5 for 69)

and 117 for 4 decl. (22 overs) (TK Parkes 62 not out; AN Gibson 3 for 26)

Northern Districts A 85 for 5 decl. (32 overs) (JJ Naylor 3 for 11) and 307 for 6 (68.4 overs) (A Desai 86, KD Clarke 71, JWB Russ 38, HR Cooper 35)

Northern Districts A won by four wickets.

Northern Districts A vs Auckland A

at Weymouth Oval, Manurewa. 5th, 6th, 7th February 2019.

Northern Districts A 349 for 4 dec. (89 overs) (YK Parkes 104 not out, CJ Swanson 103 not out, N Hendrie 53, Sandeep Patel 31) and 226 for 5 decl. (49 overs) (Hendrie 76, A Desai 39, B Popli 35, Patel 34)

Auckland A 237 (72.4 overs) (RH Majithia 72, DN Phillips 47, FH Allen 44; JM Gibson 4 for 22, AR Vodnala 4 for 65) and 153 for 1 (37.3 overs) (GK Beghin 85 not out, Amit Dhadwal 41)

Match drawn.

Northern Districts A vs Ali's Warriors (India)

at Owen Delany Park No 3, Taupo. 26th February 2019.

Northern Districts A 200 for 2 (20 overs) (DJ Kelliher 80 not out, KD Clarke 49, PD Bocock 47 not out)

Ali's Warriors 165 for 9 (20 overs) (CR McLachlan 44, S Hoover 36, A Bajpai 30; JM Gibson 3 for 27, SS Johnston 3 for 34, SB Davey 2 for 23)

Northern Districts won by 35 runs.

Northern Districts A vs Auckland A

at Owen Delany Park No 3, Taupo. 27th February 2019.

Auckland A 160 for 8 (20 overs) (WT O'Donnell 56, AR Morrison 30, JO Parsons 25; SB Davey 4 for 24, KDC Clarke 2 for 25)

Northern Districts A 152 for 9 (20 overs) (Sandeep Patel 37, FL Walker 26 not out; FS de Villiers 3 for 36, DL Watson 3 for 24)

Auckland A won by eight runs.

Northern Districts A vs New Zealand Development

at Owen Delany Park, No 3, Taupo. 27th February 2019.

New Zealand Development 138 for 8 (20 overs) (RD Harrison 45 not out, TK Parkes 34; SB Davey 3 for 41, KDC Clarke 2 for 11, SS Johnston 2 for 15)

Northern Districts A 73 (12.2 overs) (JT Tuffin 4 for 22, CJ de Beer 3 for 9)

New Zealand Development won by 65 runs.

Northern Districts A vs New Zealand Development

at Owen Delany Park, No 3, Taupo. 27th February 2019.

Northern Districts A 182 for 7 (20 overs) (KD Clarke 55, RPO Drysdale 32, OJ White 29; RA Harrison 4 for 21)

New Zealand Development 145 for 9 (20 overs) (GR Severin 51, LC Johnson 30; TJG Pringle 4 for 18, FL Walker 2 for 18, SS Johnston 2 for 25)

Northern Districts A won by 37 runs.

Central Districts A vs Northern Districts A

at Nelson Park. Napier. 5th, 6th, 7th March 2019.

Northern Districts A 333 (81.1 overs) (N Hendrie 98, KD Clarke 68, NF Kelly 45, TK Parkes 32; BD Schmulian 3 for 40) and 232 for 6 decl. (66.5 overs) (Hendrie 106 not out, PD Bocock 55, A Desai 31; FJM Murray 3 for 54)

Central Districts A 153 (49.3 overs) (AS Gill 31 not out; JG Walker 5 for 52) and 139 for 2 (58 overs) (D Foxcroft 65 not out, BS Smith 42 not out)

Match drawn.

NORTHERN DISTRICTS A FIGURES

	Mtch	Inns	NO	HS	Runs	Avge	100	50	Ct	St	Overs	Mdns	Runs	Wkts	Avge	BB
JD Baker	1										6	0	15			
PD Boccock	7	7	2	55	177	35.40		1	7	4						
JF Carter	4	5	0	106	227	45.40	1									
RM Christopherson	5	4	1	20	26	8.67			15							
KD Clarke	17	19	1	71	556	30.89		5	10							
KDC Clarke	7	2	2	6*	6				3		47	5	265	7	37.86	2 - 11
HDR Collier	4	4	0	8	18	4.50			1		32	2	177	4	44.25	2 - 69
HR Cooper	1	2	0	35	48	24.00			2		5	1	19			
SB Davey	18	13	2	41	152	13.82			3		116.1	7	708	31	22.84	4 - 27
A Desai	7	11	1	86	330	33.00		2	1		1	0	13	1	13.00	1 - 13
RPO Drysdale	12	10	1	67	171	19.00		1	4		15.1	0	123	1	123.00	1 - 27
MJ Fisher	3								1		11	0	116			
DR Flynn	1	2	0	60	90	45.00		1	1							
JM Gibson	11	6	3	17*	51	17.00			8		64.3	7	300	23	13.04	5 - 29
ZN Gibson	3	1	1	10*	10				2		53	4	174	9	19.33	3 - 26
BR Hampton	8	8	1	55*	225	32.14		2	1		46	7	208	5	41.60	2 - 38
N Hendrie	12	13	2	106*	546	49.64	1	4	3		5	0	38	1	38.00	1 - 38
BN Hyde	3	3	0	43	51	17.00					10	0	34			
DJ Kelliher	6	5	1	80*	102	25.50		1	6							
NF Kelly	9	11	0	45	183	16.64			5		12	2	72	1	72.00	1 - 5
SS Johnston	12	4	1	30*	66	22.00			4		81.2	7	467	16	29.19	3 - 19
BJT Morris-Brown	3	2	1	1	1	1.00					19	1	99	3	33.00	2 - 20
JJ Naylor	2										17	1	79			
TS Nethula	4								1		28	0	185	4	46.25	2 - 34
TK Parkes	2	4	3	104*	178	178.00	1									
Sandeep Patel	16	18	3	131*	467	31.13	1	1	1		22	1	154	4	38.50	2 - 24
BJ Pomare	7	5	2	17	37	12.33			9							
B Popli	12	13	2	97	530	48.18		4	4							
TJG Pringle	1	1	0	8	8	8.00					4	0	18	4	4.50	4 - 18
BG Randell	1	1	0	9	9	9.00					24.4	7	67	3	22.33	3 - 67
CB Rowell	1															
JWB Russ	1	2	0	38	44	22.00			1							
MJ Santner	2	2	1	28*	37	37.00					3	0	24			
TG Southee	1										10	0	49	2	24.50	2 - 49
CJ Swanson	8	8	3	103*	341	68.20	1	2	2							
A Verma	1	1	0	17	17	17.00			1							
AR Vodnala	3	1	0	33	33	33.00					37.4	3	173	6	28.83	4 - 65
FL Walker	16	8	5	26*	62	20.67			8		149	26	625	24	26.04	5 - 69
JG Walker	5	3	2	57*	76	76.00		1	1		53	7	210	7	30.00	5 - 52
OJ White	2	2	0	29	30	15.00			1							
LC Williamson	2	2	1	23*	35	35.00			2							

NORTHERN DISTRICTS XI FIGURES

	Mtch	Inns	NO	HS	Runs	Avg	100	50	Ct	St	Overs	Mdns	Runs	Wkts	Avg	BB
JD Baker	5	2	0	44	59	29.50			1		46.3	7	221	7	31.57	3 - 33
PD Boccock	1	1	1	14*	14				1	1						
BJT Boswell-Smith	1	1	0	0	0	0.00					4	0	24			
DG Brownlie	1	1	0	1	1	1.00			1							
JF Carter	2	1	0	71	71	71.00		1								
KDC Clarke	1										5	0	28	1	28.00	1 - 28
HDR Collier	5	5	3	68*	125	62.50		1	3		31	2	236	4	59.00	1 - 22
HR Cooper	4	4	2	69	183	91.50		2	4		9	1	54	1	54.00	1 - 1
SB Davey	1	1	1	37*	37						5	0	11			
A Desai	3	2	0	14	14	7.00			2		2	0	21			
RPO Drysdale	3	4	0	70	89	22.25		1	2		6	0	39	1	39.00	1 - 25
JM Gibson	1	1	1	0*	0						9	0	45	3	15.00	3 - 45
ZN Gibson	1										7	0	28			
BR Hampton	1	1	0	6	6	6.00					19	4	74	5	14.80	3 - 27
N Hendrie	4	4	2	108*	119	59.50	1		1		1	0	7			
BN Hyde	1	1	0	10	10	10.00					3	0	15	1	15.00	1 - 15
DJ Kelliher	6	6	0	45	179	29.83			7	1						
SC Kuggeleijn	1	1	0	44	44	44.00			1		22	3	54	3	18.00	2 - 29
DJ Mitchell	1	1	0	152	152	152.00	1		2		17	4	62			0 - 15
BTJ Morris-Brown	3	1	0	2	2						16	0	88	1	88.00	1 - 33
JJ Naylor	1	1	0	0	0	0.00					18	4	63	5	12.60	3 - 11
TK Parkes	4	4	1	62*	72	24.00		1	1							
B Popli	2	3	0	99	149	49.67		1	2							
BG Randell	2								2		3	0	20	1	20.00	1 - 20
CJ Swanson	3	4	0	49	83	20.75			3							
A Verma	4	3	0	7	10	3.33			2		30	4	166	3	55.33	2 - 32
AR Vodnala	1	1	1	95*	95			1			21	3	75	1	75.00	1 - 75
FL Walker	4	3	0	39	69	23.00			2		29	0	175	4	43.75	2 - 39
JG Walker	2	1	1	0*	0				2		28.4	3	93	4	23.25	2 - 23

McCaw Lewis Lawyers Northern Maori


McCaw Lewis
LAWYERS



The McCaw Lewis Northern Maori squad had five fixtures this season, beginning Labour weekend with what is turning into an annual fixture against Poverty Bay. We played a T20 and 40-over game, unfortunately losing both. This was followed by a game in Taupo against a Hawke's Bay eleven. In the new year, we played Waikato University at Seddon Park, Kaipaki at Kaipaki and the final fixture was against a star-studded NZ Indian eleven at Seddon Park. The Indian team included international and first-class players but, disappointingly, we were unable to secure all of our extensive list of representative Maori players and ended up being well-beaten. The match was very well received however, and the general consensus was that this fixture should remain for the future. ND has healthy depth in Maori cricketers; Oliver White, Tim Florence and Kuwyn Price represented the inaugural NZ Secondary Schools Maori XI that played the Governor General's XI in Wellington. Other notable players of Maori Heritage playing in either first-class cricket, ND A or ND U19s include Zak Gibson, Ben Pomare, Jake Gibson, Katene Clarke, Thorn Parkes to name a few. ND continues to promote and drive Maori cricket throughout Northern Districts and, to a large degree, New Zealand.

AGE-GROUP UNDER 15 GIRLS

The U15s attended the Whanganui Cricket Festival in January; a festival that harnesses ND's philosophy of giving players opportunity to play, rather than focusing solely on winning.

As in previous years there were some outstanding individual performances. Kayley Knight had individual scores of 55 against Otago, 34 versus Central Districts and 44 in a second match versus Otago. Knight also picked up five wickets and took two catches over the course of the festival. Mia Reeves scored 124 runs during the festival and took five catches, while Tash Wakelin bowled well against Otago and finished with figures of 4/24. The team lost the 5th/6th play-off game against Otago by two runs, but had beaten them in the round-robin game in a high-scoring match, where ND chased down 173. There can be no doubt that the festival experience will have provided the team with much needed experience.

Kayley Knight (Poverty Bay)
Mia Reeves (Poverty Bay)
Grace Levy (Poverty Bay)
Tayla Fredricksen (Waikato Valley)
Hannah Kendrick (Waikato Valley)
Carys Aveyard (Waikato Valley)
Aria Mischewski (Waikato Valley)
Molly Fox (Waikato Valley)
Tash Wakelin (Bay of Plenty)
Olivia Day (Hamilton)
Ruby Makeham (Hamilton)
Jorja Neill (Bay of Plenty)
Coach – Mel Knight
Manager – Simon Turnbull

UNDER 18 GIRLS

The U18 team played in the North Island tournament that was badly affected by weather, resulting in the team only playing four 20-over games in five days. The tournament format changed from previous years to be a solely 20-over competition. In the games that were played, the U18s finished with a record of played four, won three, lost one. Makayla Templeton and Holly Topp were the leading run scorers for ND, both finishing with 85 runs; Makayla having a highest score of 49 and Holly 43 not out; both against Otago. Kayley Knight and Georgina Harris were the leading wicket-takers for the team with five apiece; Kayley picking up 3/4 against Otago in her best outing and Georgina 3/20 versus Wellington.

Kayley Knight (Poverty Bay)
Ella Farrell (Counties Manukau)
Megan Keeley (Waikato Valley)
Emma Keeley (Waikato Valley)
Holly Topp (Bay of Plenty)
Erin Hunt (Waikato Valley)
Georgina Harris (Hamilton)
Makayla Templeton (Northland)
Rubi Perano (Poverty Bay)
Emma Baker (Hamilton)
Vici-Rose Green (Waikato Valley)
Mia Reeves (Poverty Bay)
Coach – Daniel Harper
Manager – Rebecca Yee

UNDER 21 WOMEN

The National U21 tournament proved to be a good competition for this season's team and coaching staff, with several of the side returning for their second consecutive U21 tournament. The tournament remained a combination of 50-over and 20-over games. The team finished fourth-equal and gave a good account of themselves after a shaky start against Central Districts, when the team recovered from 7/10 to reach 54 all out thanks to 23 from Emma Baker.

It was a close game against Otago, the southerners chasing down 107 to win with two wickets to spare. There were signs of some learnings from the previous day's match against CD with Tayla Hollis taking 3/14 and Emma Walton 2/16.

Olivia Lobb scored 55 as ND set Auckland a target of 158, but the Aucklanders won the game for the loss of three wickets.

The following day Holly Topp was in the runs as she scored 60 against Wellington and Emma Baker followed it up with a phenomenal 7/28 to bring home the win for ND by four runs.

That win against Wellington was followed by an eight-run win versus Canterbury, as Lobb scored 45 and Nensi Patel 36 to set Canterbury 96 to win in 20 overs. Emma Hayes and Georgina Harris set the tone for the defence with ball, both collecting two wickets each to see ND home in another tight finish.

Olivia Lobb (Northland)
Makayla Templeton (Northland)
Emma Walton (Hamilton)
Lucy Boucher (Hamilton)
Georgina Harris (Hamilton)
Emma Baker (Hamilton)
Briana Perry (Bay of Plenty)
Nensi Patel (Bay of Plenty)
Tayla Hollis (Poverty Bay)
Emma Hayes (Poverty Bay)
Courtney Hayes (Poverty Bay)
Holly Topp (Bay of Plenty)
Coach – Brett Sorrenson
Manager – Mel Knight



National Women's Under 21 Tournament Figures 2018/19

	Mtch	Inns	NO	HS	Runs	Avge	S/R	100	50	Ct	St	Overs	Mdns	Runs	Wkts	Avge	BB	RPO
EL Baker	6	4	0	23	30	7.50	44.78			2		33.5	4	118	10	11.80	7 - 28	3.52
LF Boucher	6	4	1	6	13	4.33	46.43					4	0	19	2	9.50	2 - 19	4.75
GA Harris	6	3	0	21	22	7.33	62.86			2		22.3	0	99	4	24.75	2 - 12	4.44
CL Hayes	6	1	0	2	2	2.00	33.33					2	0	23				11.50
EJ Hayes	6	3	2	8*	8	8.00	44.44					8	0	39	2	19.50	2 - 13	4.88
TF Hollis	6	4	1	14*	22	7.33	37.29					17.1	3	59	4	14.75	3 - 14	3.45
OR Lobb	6	5	0	55	123	24.60	47.13		1	6								
NH Patel	6	5	1	36*	74	18.50	56.49			3		19.5	2	78	2	39.00	1 - 14	4.00
BM Perry	6	5	1	13*	21	5.25	39.62			3		17	0	63	2	31.50	1 - 10	3.71
MB Templeton	6	5	1	28	47	11.75	29.94			3		15	0	74	2	37.00	1 - 13	4.93
HE Topp	6	4	1	60*	111	37.00	36.04		1	1								
EM Walton	6	1	0	0	0	0.00	0.00					20	0	88	3	29.33	2 - 16	4.40

National Women's Under 21 Tournament Results 2018/19

Central Districts Under 21s vs Northern Districts Under 21s

at Lloyd Elsmore Park No 2, Auckland. 15th December 2018

Northern Districts Under 21s 54 (22.2 overs) (CL Green 4 for 5, RA Mair 3 for 4)

Central Districts Under 21s 55 for 1 (14.3 overs)

Central Districts Under 21s won by nine wickets.

Northern Districts Under 21s vs Otago Under 21s

at Lloyd Elsmore Park No 1, Auckland. 16th December 2018.

Northern Districts Under 21s 106 (45.4 overs) (EJ Black 3 for 8, MB Lamplough 3 for 15, KA Heffernan 3 for 17)

Otago Under 21s 107 for 8 (37.1 overs) (GA Heffernan 43 not out; TF Hollis 3 for 14)

Otago Under 21s won by two wickets.

Northern Districts Under 21s vs Auckland Under 21s

at Lloyd Elsmore Park, Auckland. 17th December 2018.

Northern Districts Under 21s 158 for 6 (50 overs) (OR Lobb 55, HE Topp 31)

Auckland Under 21s 159 for 3 (33.5 overs) (S Shahri 61, Y Kareem 36)

Auckland Under 21s won by seven wickets.

Wellington Under 21s vs Northern Districts Under 21s

at Lloyd Elsmore Park No 3, Auckland 19th December 2018.

Northern Districts Under 21s 164 for 7 (50 overs) (HE Topp 60 not out; PA Williams 3 for 35)

Wellington Under 21s 160 (40.5 overs) (FJN Marshall 63, SM Mackinder 32; EL Baker 7 for 28)

Northern Districts won by 4 runs.

Northern Districts Under 21s vs Canterbury Under 21s

20th December 2018

Match abandoned.

Canterbury Under 21s vs Northern Districts Under 21s

at Lloyd Elsmore Park No 3, Auckland. 20th December 2018.

Northern Districts Under 21s 96 for 3 (20 overs) (OR Lobb 45, NH Patel 36 not out; GES Sullivan 2 for 14)

Canterbury Under 21s 88 for 8 (20 overs) (GA Harris 2 for 12, EJ Hayes 2 for 13)

Northern Districts Under 21s won by eight runs.

AGE-GROUP

SPLICE CONSTRUCTION U19 MEN'S

The players selected in the Splice Construction Northern Districts Under 19 Men's team to play at the National Under 19 tournament at Lincoln in December 2018 were as follows:

Thorn Parkes (Poverty Bay) ©
Oliver White (Northland)
William Muldowney (Hamilton)
Kristian Clarke (Waikato Valley)
Ben Morris Brown (Hamilton)
Jack Devane (Hamilton)
Hayden Dickson (Counties Manukau)
Michael Lanting (Hamilton)
Fergus Lellman (Bay of Plenty)
Tim Pringle (Bay of Plenty)
James Naylor (Counties Manukau)
Jake Russ (Waikato Valley)
Ben Pomare (Bay of Plenty)
Coach - Chris Kuggeleijn
Managers - Scott Wrenn/Peter Zanzottera

The team competed in a lot of close matches all week, finishing in fourth-place with three wins, three losses and, rather uniquely, two ties.

Standout batting performers over the week were captain Thorn Parkes, who topped both the tournament aggregates and averages with 379 runs at an average of 75.80, while Jake Russ also passed the 300-run mark with 313 runs at 44.71.

With the ball, 16-year-old left-arm spinner Michael Lanting stood out, with 12 wickets at 15.08.

Following the tournament, four players – Oliver White, Kristian Clarke, Ben Pomare and Tim Pringle - were named in the New Zealand Under 19 squad to tour Bangladesh in April 2019 (tour subsequently abandoned), while Thorn Parkes was selected to play for a New Zealand Emerging Players XI at a T20 tournament in Taupo in late-February.

Results

Otago Under 19s vs Northern Districts Under 19s

at Lincoln Green, Lincoln. 1th December 2018.

Otago Under 19s 242 (49.2 overs) (HRW Kindley 73, MW Chu 56; JM Devane 3 for 23, KDC Clarke 3 for 41)

Northern Districts Under 19s 242 for 9 (50 overs) (TK Parkes 85 not out, OJ White 39; NM Hastie 3 for 41)

Match tied.

Northern Districts Under 19s vs Auckland Under 19s

at Lincoln No 3, Lincoln. 14th December 2018.

Auckland Under 19s 261 for 6 (47 overs) (CL Ansell 109, JJ McKenzie 68, QLM Lunde 40)

Northern Districts Under 19s 113 (8.3 overs) (TK Parker 41, JWB Russ 33; AA Jones 4 for 26)

Auckland Under 19s won by 148 runs.

Canterbury Under 19s vs Northern Districts Under 19s

at Bert Sutcliffe Oval, Lincoln. 15th December 2018.

Northern Districts Under 19s 14 for 8 (50 overs) (JWB Russ 100, OJ White 73, HB Dickson 44, TK Parker 35)

Canterbury Under 19s 217 (45 overs) (JZ Harris 53, NJ Lidstone 50, OC Wilson 34, BR Hartland 31; FF Lellman 3 for 27)

Northern Districts Under 19s won by 97 runs.

Northern Districts Under 19s vs Wellington Under 19s

at Lincoln No 3, Lincoln. 17th December 2018.

Wellington Under 19s 235 for 7 (50 overs) (TW Campbell 50, TB Robinson 40 not out, TA Jones 30; KDC Clarke 3 for 64)

Northern Districts Under 19s 236 for 4 (49.2 overs) (TK Parkes 90 not out, JWB Russ 60, WLO Muldowney 33)

Northern Districts Under 19s won by six wickets.

Central Districts Under 19s vs Northern Districts Under 19s

at Bert Sutcliffe Oval, Lincoln. 18th December 2018.

Northern Districts Under 19s 257 for 6 (50 overs) (TK Parkes 86 not out, OJ White 54, JWB Russ 35, BJ Pomare 33 not out)

Central Districts Under 19s 257 for 7 (50 overs) (AS Gill 100, KA Weeks 52, NC Clark 37, DLD Zohrab 30; FF Lellman 3 for 44)

Match tied.

Wellington Under 19s vs Northern Districts Under 19s

at Lincoln No 3, Lincoln. 20th December 2018.

Northern Districts Under 19s 168 for 7 (17 overs) (JM Devane 47, OJ White 41, WLO Muldowney 26; NA Greenwood 2 for 28, D Sharma 2 for 39)

Wellington Under 19s 115 (13.5 overs) (TW Campbell 36; MS Lanting 4 for 13, FF Lellman 2 for 18)

Northern Districts Under 19s won by 53 runs.

Northern Districts Under 19s vs Otago Under 19s

at Lincoln Green, Lincoln. 20th December 2018.

Otago Under 19s 115 (19.4 overs) (LC Johnson 48; HB Dickson 3 for 9, JM Devane 3 for 18, FF Lellman 2 for 18)

Northern Districts Under 19s 108 for 9 (20 overs) (TK Parker 36, JWB Russ 29 not out; MD Ruske 3 for 9, BR Wheeler-General 3 for 19)

Otago Under 19s won by seven runs.

AGE-GROUP

SPLICE CONSTRUCTION U17 BOYS

The players selected in the Splice Construction Northern Districts Under 17 Boys team that competed at the National Under 17 tournament in Lincoln in January 2019 were as follows:

Luke Trigg (Northland) ©
Tim Pringle (Bay of Plenty)
Jacob Parker (Hamilton)
Marcel Marconi (Counties Manukau)
Leon Marconi (Counties Manukau)
Michael Lanting (Hamilton)
David Hancock (Waikato Valley)
Niven Dovey (Bay of Plenty)
Cory Dickson (Counties Manukau)
Shiv Achary (Hamilton)
Kuwyn Price (Hamilton)
Nathan Parkes (Northland)
Cam Gordon (Northland)
Coach - Clinton Price
Manager - Ramesh Subasinghe

The team performed well as a group, finishing in third-place overall following a final day win over Wellington in the 3rd/4th play-off match.

Bay of Plenty all-rounder Tim Pringle had an excellent tournament with the bat, scoring 310 runs at an average of 62, while Marcel Marconi also flourished, averaging just under 50 over the week. Wickets were shared between all the bowlers, with Michael Lanting repeating his achievement with the Under 19 team, again finishing as the team's top wicket-taker (nine wickets at 25.11).

Pleasingly from a progression point of view, six of this group have already debuted for their District Association team at senior men's level.

Results

Canterbury Under 17s vs Northern Districts Under 17s

at Bert Sutcliffe Oval, Lincoln. 17th January 2019.

Northern Districts Under 17s 290 for 6 (50 overs) JM Parker 99, MW Marconi 82 not out, CCM Gordon 40)

Canterbury Under 17s 269 (47.3 overs) (JJA Frew 42, AG Redfern 37, JR McCarthy 36, OD Curtis 30; MS Lanting 3 for 36, NJ Parkes 3 for 46)

Northern Districts Under 17s won by 21 runs.

Central Districts Under 17s vs Northern Districts Under 17s
at Bert Sutcliffe Oval, Lincoln. 18th January 2019.

Central Districts Under 17s 277 for 9 (50 overs) (SR Ferguson 49, WJ Clark 44, S Lauderdale-Smith 43, HAM Mowart 37, TT Sutherland 37; MS Lanting 3 for 33)

Northern Districts Under 17s 216 (46 overs) (KRS Price 44, MW Marconi 43; WJ Clark 3 for 18, JCR Gard 3 for 30)

Central Districts won by 61 runs.

Northern Districts Under 17s vs Wellington Under 17s

at Lincoln No 3, Lincoln. 20th January 2019.

Northern Districts Under 17s 336 for 6 (50 overs) (TJG Pringle 90, NJ Dovey 58, MW Marconi 51, JM Parker 33, CCM Gordon 31)

Wellington Under 17s 250 (43.1 overs) (CAJ Montague 166; DB Hancock 4 for 31, KRS Price 3 for 27)

Northern Districts Under 17s won by 86 runs.

Northern Districts Under 17s vs Otago Under 17s

at Lincoln Green, Lincoln. 21st January 2019.

Northern Districts Under 17s 236 for 8 (50 overs) (TJG Pringle 86, LJ Marconi 40, JM Parker 35; GT Ross 3 for 43, MD Ruske 3 for 49)

Otago Under 17s 238 for 3 (46.4 overs) (CG Elliott 90, HH Biggs 64 not out, BR Wheeler-Greenall 35)

Otago Under 17s won by seven wickets.

Auckland Under 17s vs Northern Districts Under 17s

at Lincoln No 3, Lincoln. 23rd January 2019.

Auckland Under 17s 262 for 7 (50 overs) (LD Wheeler 82, MA Abbas 54; TJG Pringle 3 for 58)

Northern Districts Under 17s 111 (34.1 overs) (CCM Gordon 49; A Ashok 6 for 12)

Auckland Under 17s won by 151 runs.

Northern Districts Under 17s vs Wellington Under 17s

at Lincoln No 3, Lincoln. 24th January 2019.

Wellington Under 17s 217 (48.3 overs) (OT Argent 46, CAJ Montague 44, P Bonar 32; MW Marconi 3 for 21)

Northern Districts 221 for 7 (49.1 overs) (TJG Pringle 96 not out, NJ Dovey 36; KD Dharmawardane 3 for 35)

Northern Districts Under 17s won by three wickets.

Splice Construction U19 Men's Tournament Figures 2018/19

	Mtch	Inns	NO	HS	Runs	Avg	S/R	100	50	Ct	St	Overs	Mdns	Runs	Wkts	Avg	BB	RPO
KDC Clarke	6	5	0	1	4	0.80	17.39			1		46	2	234	12	19.50	3 - 41	5.09
JM Devane	8	7	0	47	104	14.86	87.39			4		48.4	3	219	7	31.29	3 - 18	4.52
HB Dickson	7	7	2	44	152	30.40	114.28			2		17	0	111	4	27.75	3 - 9	6.53
MS Lanting	8	2	2	4*	5		45.55			2		34	0	181	12	15.08	4 - 13	5.32
FF Lellman	7	6	1	8*	29	5.80	76.31			2		27.5	0	184	10	18.40	3 - 27	6.69
BTJ Morris-Brown	7	3	1	12*	21	10.50	100.00					28.2	0	153	2	76.50	1 - 28	5.43
WLO Muldowney	8	8	0	33	115	14.38	130.68			2		2	0	15	2	7.50	1 - 7	7.50
JJ Naylor	7	3	1	4	7	3.50	29.16					34	1	201	6	33.50	2 - 38	5.91
TK Parkes	8	8	3	90*	379	75.80	90.02		3	7		6	0	29				4.83
BJ Pomare	8	8	2	34	122	20.33	100.00			12								
TJG Pringle	8	6	1	18	32	6.40	50.79			1		42	1	201	6	33.50	2 - 30	4.79
JWB Russ	8	8	1	100	313	44.71	71.95	1	1	2								
OJ White	6	6	0	73	232	38.67	83.15		2	5		10	0	62				6.20

Splice Construction U17 Boys Tournament Figures 2018/19

	Mtch	Inns	NO	HS	Runs	Avg	S/R	100	50	Ct	St	Overs	Mdns	Runs	Wkts	Avg	BB	RPO
SSA Achary	6									1		24	2	114	1	114.00	1 - 20	4.75
CR Dickson	6	5	0	10	23	4.60	46.00			2		15.2	0	84	1	84.00	1 - 39	5.53
NJ Dovey	6	6	0	58	138	23.00	102.99		1	4		2	0	19				9.50
CCM Gordon	6	6	0	49	139	23.17	81.29					16	1	66	2	33.00	2 - 42	4.13
DB Hancock	6	3	1	28	42	21.00	56.76			3		34	2	186	6	31.00	4 - 35	5.47
MS Lanting	6	1	1	0*	0		0.00					49	3	226	9	25.11	3 - 33	4.61
LJ Marconi	6	5	2	40	94	31.33	83.93					16.4	0	103	4	25.75	2 - 22	6.28
MW Marconi	6	5	1	82*	199	49.75	73.43		2			9.3	0	21	3	7.00	3 - 21	2.26
JM Parker	6	6	0	99	188	31.33	70.15		1			4	0	12	1	12.00	1 - 12	3.00
NJ Parkes	6	3	2	15*	17	17.00	56.67			2		41.3	1	253	8	31.63	3 - 46	6.13
KRS Price	6	5	1	44	69	17.25	76.67					24.1	0	131	5	26.20	3 - 27	5.44
TJG Pringle	6	6	1	96*	310	62.00	75.61		3	3		50	0	267	6	44.50	3 - 58	5.34
LR Trigg	6	6	1	16	51	10.20	68.92			7	7							

TOURNAMENTS

NDCA annually operates 14 men's, women's and age-group tournaments/competitions across both community and pathway. Three men's formats, five women's competitions and six boys competitions. Several of our tournaments were affected by poor weather which limited the amount of cricket that was played, however all but one were able to find a winner. Once again we are grateful for all the DA's that host these tournaments. NDCA see all tournaments and competitions as valuable opportunities to identify talent moving up through the grades.

TOURNAMENTS - Senior Representative Northern Premier League

The Northern Premier League is now in its third season and continues to develop, enthuse and provide opportunities for female cricketers to continue their cricket journey. It also gives coaches and managers a pathway within Northern Districts to develop and hone their skills. Samoa were a welcome addition to the NPL this season and added skill, tenacity and energy to the competition.

Balancing the talent and ensuring the three selected teams are competitive always remains a critical part of the NPL and, this year, it looked like all teams could beat one another.

Mel Knight (Sonic), Brett Sorrenson (Power) and Daniel Harper (Velocity) coached, analysed and provided feedback to selected players on any given match day and their efforts, along with managers Simon Turnbull (Sonic), Rebecca Yee (Power) and Mark Crawford (Velocity), cannot go unmentioned. Without the coaches and managers leading on match days the competition simply wouldn't function as smoothly as it does.

On the pitch, Power continued their dominance in both formats of the game and congratulations should go to Kate Anderson for leading her team superbly in both competitions. Although Power won both competitions, credit should be extended to Velocity, who pushed them all the way in the 40-over competition, and Sonic, in the 20-over competition.

There were many highlights throughout the season, including:

- Kate Anderson scoring 101 (53 balls) in the 20-over final
- Courtney Hayes (Sonic) 4/33 vs Velocity
- Langi Telea (Samoa) 5/13 vs Velocity
- Jessie McLeod (Power) 4/8 vs Velocity
- Eimear Richardson 99* (54 balls) vs Samoa
- Regina Lili'I 68 vs Velocity
- Maliah Tato 56 vs Velocity
- Lucy Boucher 52* vs Samoa
- Katie Gurrey 64 vs Samoa
- Natalie Dodd 88 vs Sonic
- Natasha Van Tilburg 50 vs Sonic
- Makayla Templeton 52 vs Velocity
- Samantha Curtis 64 vs Velocity



TOURNAMENTS - Senior Representative

Fergus Hickey Rosebowl

In recent seasons the Fergus Hickey Rosebowl has been a close-run competition. However, in 2018/19, Hamilton were clear winners; a big win over perennial rivals Bay of Plenty proving the decisive result.

All sides had their successes, but lacked consistency. After winning the Rosebowl in 2017/18, Counties Manukau finished last, but were not helped by two washed-out fixtures. Poverty Bay again opted-out of the Rosebowl competition.

A special feature of the season was the return to DA rep cricket of former BLACKCAPS spinner Bruce Martin. Playing for Northland, where his rep career began, his 11-wicket bag against Hamilton was the bowling highlight of the season. Chris Swanson (WV) was again the leading run scorer; his two centuries matching his efforts of the previous season.

Points:

1. Hamilton	31
2. Bay of Plenty	25
3. Waikato Valley	22
4. Northland	19
5. Counties Manukau	17

Round one: 10-11 November 2018

Northland v Hamilton

at Cobham Oval, Whangarei.

Northland 217 for 9 decl. (I Page 50, N Parlane 39, O White 32; F Walker 6 for 50) and 167 for 8 decl. (B Martin 39; B Morris-Brown 3 for 38, C Rowell 4 for 32)

Hamilton 143 (K Bettley 40, F Walker 57; B Martin 6 for 64, N Parkes 4 for 26) and 177 for 8 (C Hill 53, F Walker 56; B Martin 5 for 77, B Hyde 3 for 42)

Match drawn. First innings points to Northland. Northland 8 pts, Hamilton 3 pts.

Counties Manukau v Waikato Valley

at Weymouth Oval, Manurewa.

Waikato Valley 301 for 8 decl. (C.Swanson 116, J.Russ 99, R.Subasinghe 31 not out; S Johnston 3 for 73, R Somani 3 for 63)

Counties Manukau 18 for 2 Rain stopped play.

Match drawn. Waikato Valley 5 pts, Counties Manukau 4 pts.

Round two: 24-25 November 2018

Hamilton v Counties Manukau

at Galloway Park, Hamilton.

Rain. Game abandoned. Hamilton 4 pts, Counties Manukau 4 pts.

Bay of Plenty v Northland

at Bay Oval, Mt. Maunganui.

Rain. Game abandoned. Bay of Plenty 4 pts, Northland 4 pts.

Round three: 2-3 February 2019

Hamilton v Bay of Plenty

at Galloway Park, Hamilton.

Bay of Plenty 67 (A Verma 4 for 16, J Brown 3 for 20) and 169 (H.Collier 43 not out; J Walker 4 for 52, F Walker 3 for 24)

Hamilton 313 (J Walker 79, A Desai 49, F Walker 59, K Bettley 43; D Crombie 4 for 39)

Hamilton won by an innings and 77 runs. Hamilton 14 pts, Bay of Plenty 3 pts.

Northland v Waikato Valley

at Cobham Oval, Whangarei.

Waikato Valley 300 for 9 decl. (D Kelliher 83, G de Jager 79, Z Gibson 37; K Dill 3 for 57, T Herman 3 for 47)

Northland 241 (B Hyde 58, I Page 43, H Cooper 39, H Kidd 33; R Sakurano-Thomas 4 for 38)

Match drawn. First innings points to Waikato Valley. Waikato Valley 10 pts, Northland 4 pts.

Round four: 16-17 February 2019

Bay of Plenty v Counties Manukau

at Bay Oval, Mt. Maunganui.

Counties Manukau 143 (A Vodnala 56, S Johnston 55 not out; C Atkinson 3 for 37, C Riley 3 for 33) and 213 for 9 (S Patel 34, A Vodnala 35, M Marconi 77; F Lellman 3 for 31)

Bay of Plenty 401 for 4 (P Drysdale 94, B Popli 135, J Carter 113 not out)

Match drawn. First innings points to Bay of Plenty. Bay of Plenty 10 pts, Counties Manukau 1 pt.

Waikato Valley v Hamilton

at St. Paul's Collegiate, Hamilton.

Waikato Valley 190 (A Blackett 30, J Gibson 31; J Baker 3 for 35, M Dodunski 3 for 32)

Hamilton 404 for 7 (J Field 59, M Dodunski 35, E Santner 57, A Desai 102, K Bettley 64 not out, J.Devane 39)

Match drawn. First innings points to Hamilton. Hamilton 10 pts, Waikato Valley 2 pts.

Round five: 2-3 March 2019

Northland v Counties Manukau

at Weymouth Oval, Manurewa.

Northland 198 (H Kidd 54, B Randell 46; L Marconi 3 for 16)

Counties Manukau 241 (S Varcoe 86, A Vodnala 71; K Dill 7 for 41)

Match drawn. First innings points to Counties Manukau. Counties Manukau 8 pts, Northland 3 pts.

Waikato Valley v Bay of Plenty

at St. Paul's Collegiate, Hamilton.

Waikato Valley 365 for 5 decl. (A Blackett 43, C Swanson 153, G de Jager 100 not out)

Bay of Plenty 368 for 8 (H Collier 56, P Drysdale 96, B McKenzie 104, S Davey 35; J Gibson 3 for 94)

Match drawn. First innings points to Bay of Plenty. Bay of Plenty 8 pts, Waikato Valley 5 pts.

TOURNAMENTS - Senior Representative

Brian Dunning Trophy

In 2018/19 the Brian Dunning limited-overs championship comprised a full round-robin of T20 games. The tournament was again played at Owen Delany Park in Taupo over three days (16-18 December 2018). Bay of Plenty went through unbeaten to take the trophy.

Other features of the tournament were a win for Poverty Bay over Northland and the appearance of BLACKCAP Mitchell Santner. Returning from a major knee operation, Santner played three games for Hamilton as part of his monitored return to playing, hitting 65 not out off 44 balls against Northland, and returning the tournament's best economy rate, showing his rehabilitation was progressing well towards the World Cup.

Points:

1. Bay of Plenty 20
2. Hamilton 16
3. Waikato Valley 12
- 4 =. Northland, Counties Manukau, Poverty Bay 4

Round one

Counties Manukau v Waikato Valley

Counties Manukau 135 for 6 (S Johnston 51 not out)
Waikato Valley 136 for 4 (A Blackett 33, G.de Jager 52 not out)
Waikato Valley won by six wickets.

Northland v Hamilton

Northland 114 for 10 (S Sweeney 32; A Verma 4 for 27, M.Wallbank 3 for 21)
Hamilton 118 for 2 (J Field 46 not out, M Santner 65 not out)
Hamilton won by eight wickets.

Poverty Bay v Bay of Plenty

Poverty Bay 92 for 7
Bay of Plenty 94 for 2 in 12.3 overs (B.Popli 60 n.o.)
Bay of Plenty won by eight wickets.

Round two

Bay of Plenty v Northland

Bay of Plenty 196 for 7 (B Hampton 38, J Boulton 67; B Martin 3 for 50)
Northland 113 for 10 (C Page 35; C Baldry 3 for 34)
Bay of Plenty won by 83 runs.

Waikato Valley v Hamilton

Waikato Valley 128 for 10 (C Rowell 3 for 21, F Walker 3 for 29)
Hamilton 132 for 7 (P Bocock 47)
Hamilton won by three wickets.

Counties Manukau v Poverty Bay

Counties Manukau 145 for 9 (L Williamson 48; J Rowe 3 for 21)
Poverty Bay 129 for 8 (N Hendrie 33, T Hayes 30)
Counties Manukau won by 16 runs.

Round three

Counties Manukau v Bay of Plenty

Counties Manukau 108 for 9 (B Chapman 33; B Hampton 3 for 18, D Smith 3 for 12)
Bay of Plenty 109 for 2 (S Crossan 39 not out, B Hampton 31, S Davey 35 not out)
Bay of Plenty won by eight wickets.

Hamilton v Poverty Bay

Hamilton 187 for 8 (A Desai 31, F Walker 40)
Poverty Bay 168 for 10 (B Kerr 97; M Wallbank 3 for 23)
Hamilton won by 19 runs.

Waikato Valley v Northland

Waikato Valley 186 for 2 (D Kelliher 67, B Weal 60)
Northland 166 for 7 (R Christopherson 35, B Hyde 39)
Waikato Valley won by 20 runs.

Round four

Bay of Plenty v Hamilton

Bay of Plenty 186 for 8 (S Crossan 36, P Drysdale 47)
Hamilton 118 for 10 (R Clinton 40, M Santner 36; H Collier 4 for 11)
Bay of Plenty won by 68 runs.

Counties Manukau v Northland

Counties Manukau 123 for 9 (S Patel 26 not out)
Northland 124 for 4 (C Page 48, B Hyde 38 not out)
Northland won by six wickets.

Waikato Valley v Poverty Bay

Waikato Valley 172 for 8 (J Gibson 107)
Poverty Bay 128 for 8 (N Hendrie 37)
Waikato Valley won by 44 runs.

Round five

Counties Manukau v Hamilton

Counties Manukau 129 for 9 (A Desai 3 for 14)
Hamilton 130 for 3 (R Clinton 52, A Desai 34)
Hamilton won by seven wickets.

Bay of Plenty v Waikato Valley

Bay of Plenty 198 for 7 (B Popli 43, B Hampton 42, P Drysdale 52; R Subasinghe 3 for 29)
Waikato Valley 89 for 10 (P Drysdale 3 for 8)
Bay of Plenty won by 109 runs.

Northland v Poverty Bay

Northland 170 for 9 (F Coutts 50, B Hyde 37)
Poverty Bay 173 for 1 (N.Hendrie 87 not out, B.Kerr 71 not out)
Poverty Bay won by nine wickets.

TOURNAMENTS - Senior Representative

Eric Petrie Cup

Greerton Cricket Club claimed the Eric Petrie Cup for the second time in four seasons after defeating Kamo Cricket Club in the final.

After winning the Baywide Cup at the end of 2018, Greerton, of Tauranga, edged Hamilton Old Boys in an incredibly tight semi-final, as they successfully defended 179 to defeat the Hamiltonians by 13 runs.

This set-up a final with Kamo, who had come through the Northland-Counties Manukau semi-final, which was played at Pemberton Park on February 24.

Greerton again batted first, posting 198 all-out with Tom Renouf top-scoring with 61, while Nic Hendrie also notched a half-century.

Kamo's chase began solidly as they made their way past 50 for the loss of only one wicket, but an inspired spell of bowling from Greerton's Josh Bates tore through Kamo's middle-order and they never really recovered, eventually being dismissed for 135. Bates ended with 3/17 as Greerton won by 63 runs, and also won the right to represent Northern Districts at the National Club Championships in Auckland in April.

Eric Petrie Cup Final

Greerton Cricket Club v Kamo Cricket Club

Greerton 198 all out (50 overs) (T Renouf 61, N Hendrie 54; D.Armitt 3 for 29)

Kamo 135 all out (D Armitt 31; J Bates 3 for 17)

Greerton won by 63 runs.

Basil McBurney Trophy

Bay of Plenty won the Basil McBurney Trophy after a near perfect campaign in which they won four of their five matches.

Their sole defeat came in their opening match; losing a final-ball thriller against Poverty Bay by three runs.

Bay of Plenty only grew from this however, and their next game also went down to the final over, but this time they were on the right side of the result as they beat Hamilton by three wickets.

Game three wasn't quite a final-over thriller, but it was still a tight contest as Bay of Plenty edged Northland by 13 runs. Games four and five were more comfortable for Bay of Plenty as they defeated Waikato Valley by seven wickets and Counties Manukau by 136 runs; Fergus Lellman scoring 110 against Waikato Valley and Ben Pomare 114 against Counties Manukau to register the only centuries of the competition.

The Counties Manukau game also saw Tim Pringle return sensational figures of 7-25 off his 10 overs; the sole five-wicket haul in the Basil McBurney.

Final standings: 1. Bay of Plenty 2. Hamilton 3. Poverty Bay 4. Counties Manukau 5. Northland 6. Waikato Valley

Hawke Cup

Hamilton ended the 2018/19 season with the Hawke Cup locked safely away after defeating Hawke's Bay in the last challenge of a season in which the Cup changed hands on three occasions.

The Cup started the season in the hands of Southland, who retained it against fellow zone four side Mid-Canterbury in the first defence of the season.

The Cup then passed to zone three challenger Nelson, who drew with Southland but outscored them in the first innings to win the Cup for the first time in 22 years.

The third of the four challenges saw the Cup on the move again, as zone two's Hawke's Bay beat their Central Districts counterparts by 10 wickets; the first outright victory in the Cup this season.

Hamilton qualified for the last challenge of the year after winning the most points in the Fergus Hickey Championship in 2018, which represents zone one.

Nelson Park in Napier was the scene for their match with Hawke's Bay, and the home side won the first challenge for the day; choosing to bowl after winning the toss.

After losing the top three relatively cheaply, Hamilton's middle-order all chipped in with runs, including half-centuries from Anish Desai and Freddie Walker, as Hamilton posted 287.

They may have been hoping to add a few more runs, but it was still a competitive total.

Hamilton then produced a fantastic bowling performance which set-up their victory, removing Hawke's Bay for 131 to give them that crucial first innings lead of 156.

The chief destroyer was Anurag Verma, who ripped through Hawke's Bay's top-order as he finished the innings with sensational figures of 6-30.

Verma would also play the lead role in the next innings, as he was promoted from nine to four in the batting line-up to top-score with 37 as Hamilton were bowled out for 178; Hamilton would need to ensure Hawke's Bay did not overhaul the target of 334 to win the Hawke Cup.

In a nervy final innings of the match, Hawke's Bay made a good attempt at chasing down the total, with three of their middle-order posting half-centuries to take them past 200 runs for the loss of only three wickets.

Four wickets then fell in five overs thanks to the combined efforts of Joe Walker, Freddie Walker and Verma to leave Hawke's Bay reeling at 236/8.

The last two wickets provided some resistance, but it wasn't long until the Walkers accounted for both of these to hand Hamilton a memorable Hawke Cup victory.



TOURNAMENTS - Pathway

Primary Boys

The tournament got underway in the last week of November and was unfortunately severely affected by rain. After coach and manager consultation on the first morning, it was decided to play T20 games instead of the scheduled 40-over fixtures. Of the four matches in progress on the first day, two ended in results before the rain set in. Day two brought overcast, showery conditions; the morning games were completed and the afternoon games got underway before a severe drenching came through. After an hour's delay, the matches resumed, before rain arrived again.

While the weather has been a challenge, parents, coaches and players were determined to get as much cricket in as possible. The tournament ended just prior to the rain arriving again, however the sides were able to complete 30-over matches and by week's end, of 120 potential overs to play, we managed 90, with the bonus of a fourth game over the three days.

Junior Girls

Karl Treiber (Northland Cricket Pathway Manager) and his team of helpers from Kaipara Flats CC once again hosted a great weekend of cricket for the most promising years 7-9 female cricketers in the Northern Districts region on November 10-11, 2018.

All six District Associations were represented, and in a fast, fun-filled format, each team had five fifteen-over games across the two days, which had rules that allowed for maximum participation and enjoyment; something we believe is crucial at this stage of our young players' development.

This tournament has been in place for a number of years and continues to grow in stature and quality, as evidenced by the fact the entire ND Under 15 team of 2018/19 was involved in the Kaipara Flats weekend.

From 2019/20 on, this tournament will become a part of the official age-group tournament programme that ND offers its young cricketers. Special thanks to Karl and Northland Cricket for all their hard work in making this tournament such a fun experience for all involved.

Junior Secondary Boys

The ND Junior Secondary School Boys tournament wrapped up in Rotorua in sunshine on Friday (7 December 2018), after the first four days were dogged by rain. There were a number of highlights during the three days where play was possible, with Bay of Plenty Coastlands winning the T20 title; following the championship silverware they won in Whangarei two years ago.

Leading the T20 run scoring stakes was Northland's Nathan Condon with 126 runs and a highest score of 95 not out. Logan Tindall from Waikato Valley finished in second-place with 103 runs to his name. Lochland Bolstad bowled extremely efficiently for his Waikato Valley side to finish with eight wickets in the T20 competition and a best of 4/11. Bay of

Plenty Coastlands' Isaac White finished in second-place with six wickets. With the T20 title decider slotted into day four, the final day's play was a one-off round of 50 overs per side.

The match between Northland and Counties Manukau produced two sensational performances in the first innings. Northland batsman Nick Byles took control of his team's fortunes to blast 114 in an innings that contained fourteen fours as Northland were removed for 193. While the Northland opener dominated from one end, Counties Connor Hooper weaved magic with the ball to take 6/40. Led by a half-century from Louis Anderson, Counties got home with three wickets to spare.

Bay of Plenty Coastlands kept their tournament unbeaten record intact when they defeated the ND Invitation XI by four wickets. Hamilton beat Waikato Valley by 14 runs, with Bay of Plenty Lakelands posting 206/7 and then bowling Poverty Bay out for 120.

Senior Secondary Girls

Congratulations must be given to organisers, players and officials at the ND Secondary School Girls cricket tournament, who battled the elements in Tauranga over the three days to arrive at a successful tournament conclusion. With the first two days washed-out, a revised programme of three 10 overs per-side encounters were completed on day three. Both defending title-holders Hamilton and Poverty Bay went through the three quick-fire rounds of play unbeaten, however Hamilton grabbed a three-peat of ND titles courtesy of superior run-rate, taking home the Louise Milliken Cup for the third successive year.

The early morning match saw Hamilton defeat Northland in a game where both sides lost just a solitary wicket. Counties Manukau lost three wickets as they beat hosts Bay of Plenty, with Ella Farrell posting an unbeaten half-century, while Poverty Bay got past Waikato Valley. In spite of good efforts from Northland batters Bailey Mounter (40) and Makakla Templeton (31), 47 runs from Mia Reeves took Poverty Bay to victory in mid-morning action. Other sides to win were Hamilton, who easily defeated Counties Manukau, while Waikato Valley beat Bay of Plenty.

Hamilton and Poverty Bay both went home with unbeaten records after victories in the final match. Hamilton's Emma Baker smashed 74 runs off just 30 balls before she was retired by her captain, with Hamilton then restricting Bay of Plenty to 46/3. Poverty Bay claimed a comfortable win over Counties Manukau with Rubi Perano in grand touch, posting an unbeaten 55 runs.

Tournament honours went to Hamilton's Emma Baker with 108 runs and Kayley Knight from Poverty Bay, who finished the tournament with five wickets to take out the bowling award.

Final Points: Hamilton 6, Poverty Bay 6, Northland 2, Counties Manukau 2, Bay of Plenty 0, Waikato Valley 0.

TOURNAMENTS - Pathway

Senior Secondary Boys

Gisborne's Harry Barker Reserve played host to the Senior Secondary School Boys tournament from December 10-14, 2018.

Eight teams participated in the tournament, with Bay of Plenty entering a Coastlands and Lakelands side, while a Northern Districts Invitational side was also assembled.

Days one and two consisted of T20 cricket with the teams split into two pools.

Northland and Waikato Valley matched each other all the way in Pool A, with both sides finishing on six points.

It was Northland who progressed, however, courtesy of a superior net-run-rate; their thrilling victory over Waikato Valley proving crucial.

Northland scored 129/5 in the first innings with contributions from everyone who walked to the middle, before holding Waikato Valley to 123/8 off their 20 to win the key match by six runs.

Things were a bit more clear-cut in Pool B, however eventual Pool winners Hamilton were pushed hard by Bay of Plenty Coastlands.

Hamilton won all their matches with Coastlands only dropping the one game against the Hamiltonians, which again was a closely fought match.

The side from Bay of Plenty were dismissed in the 20th over with 127 on the board; Kuwyn Price the pick of the bowlers for Hamilton as he claimed 4/18.

Price was also the key figure with the bat, as he scored 45 off 39 balls to guide Hamilton home by five wickets with seven balls to spare.

The final between Northland and Hamilton went to the final over, with Northland batting first and putting 106 on the board for the loss of eight wickets.

Price again proved he is a player for the big occasion, coming in at number four to top-score with 22 not out and guide his team home by five wickets.

T20 tournament final standings: 1. Hamilton 2. Northland 3. Bay of Plenty Coastlands 4. Waikato Valley 5. Counties Manukau 6. Northern Districts Invitational 7. Bay of Plenty Lakelands 8. Poverty Bay

Days three, four and five brought the 50-over tournament, which operated in a knockout format.

Round one saw the continuation of good from the majority of the top performing teams in the T20 competition, with Counties Manukau, Bay of Plenty Coastlands, Northland and Hamilton all winning through to the next round.

A fantastic batting performance from Bay of Plenty Coastlands and bowling performance from Hamilton were the highlights of round two as both secured their spot in the final.

Bay of Plenty Coastlands amassed 299/4 off their 50 overs with the first wicket pair of Jacob Logan and Taylor Bettelhiem adding 198 before the former was dismissed for 86 in the 40th over.

His partner would go on to reach triple figures, eventually falling for 131.

Counties Manukau were always going to have to push hard from the start to chase the total down, and wickets fell at regular intervals before they were dismissed for 181 in the 41st over.

Hamilton made it two finals out of two as they removed Northland for 88 when defending their first innings score of 208 all out.

Shivam Achary returned figures of 4/15 as a terrific bowling performance saw Hamilton home.

Hamilton would have been hoping to complete the 20-over/50-over double, but the Bay of Plenty Coastlands bowling attack was at the top of their game, bowling Hamilton out in the 27th over for just 80; opening bowler Cameron Riley taking the last wicket to finish with 4/24.

Given the bowling performance they produced in round two, Hamilton would have been thinking they had the ability to defend the total, but an assured opening stand of 82 between Logan and Bettelhiem meant Coastlands knocked the total off inside 14 overs for the loss of no wickets.

50-over tournament final standings: 1. Bay of Plenty Coastlands 2. Hamilton 3. Northland 4. Counties Manukau 5. Waikato Valley 6. Bay of Plenty Lakelands 7. Northern Districts Invitational 8. Poverty Bay



TOURNAMENTS - NDCA Regional Qualifiers

Primary Cup (Boys)

Berkley Intermediate have won the ND Primary School Cup held at John Kerkhof Park in Cambridge and will head to Lincoln to compete in the National Primary School Cup in November.

Unfortunately the first day brought heavy rain and no play was possible, but the second day brought plenty of sun and a packed schedule to try complete all matches. Round two passed without great fuss, Southwell School, Mount Maunganui Intermediate and Berkley Intermediate all registering comfortable wins. The final round witnessed arguably the game of the tournament, as Southwell came very close to surpassing Berkley's large score of 132/4. Solid contributions throughout the side meant Southwell were in the chase throughout the innings, but they ended on 128/5 to fall an agonising four runs short of Berkley's total.

Morrinsville Intermediate and Mount Maunganui Intermediate, who had Harry Burns make the equal-highest score of the tournament with 72 not out, also won; meaning that Berkley were in the box seat heading into the final round, but Morrinsville and Mount Maunganui were still in with a chance.

Mount Maunganui earned victory in their final game against Southwell, but all eyes were on the Berkley Intermediate versus Morrinsville Intermediate fixture. Berkley scored an impressive 108/1 from their 10 overs, headlined by 52 not out (30 balls) from skipper Sam Keightley, which was the driving force behind a 42-run win and a well-deserved tournament victory.

Primary Shield (Girls)

An action-packed tournament hosted at Gordon Spratt Reserve in Papamoa saw five teams compete for the opportunity to represent Northern Districts at the NZC Primary School Girls Shield tournament, including defending New Zealand champions, Morrinsville Intermediate.

Kamo Intermediate were firmly in the box seat entering the last day of play, and after posting 92/6, the Northland team secured a tournament clean-sweep with victory over Mount Maunganui. Mount Maunganui, however, saved their best for last as they posted 166/4 in a local derby against Tauranga Intermediate, while Gisborne enjoyed two solid victories to close the tournament; Savannah McGhee scoring her maiden half-century with an unbeaten 65 from 59 balls; the highest-score of the tournament.

Mia Chatterton finished as the tournament's leading run-scorer and wicket-taker, and together with her Kamo Intermediate teammates, secured their spot as Northern Districts' Primary School Girls' representative team for the NZC Nationals to be held in term four, 2019. Kamo Intermediate received a huge round of applause and well wishes from all involved at the ND Regionals, which was played with exemplary sportsmanship from all involved.

Junior Secondary Boys

Hamilton Boys' High School won the ND Junior Secondary School Boys competition after defeating Whangarei Boys' High School in the final.

On one side of the draw, St. Peter's School of Cambridge played Pukekohe High School in round one and produced a fantastic bowling performance to dismiss the Counties Manukau side for 71.

Ryan Harvey was the pick of the bowlers for St. Peter's, taking a five-wicket haul as he returned figures of 5/28 off six overs, while Aiden Hall provided some resistance with the bat, scoring 33 at number six at almost a-run-a-ball.

While Pukekohe made some inroads into the St. Peter's batting line-up, the home side managed to ease their way to the target, chasing the total down in the 15th over for the loss of four wickets.

This set-up a semi-final with Northland's Whangarei Boys' High School; this time St. Peter's taking the bat first.

The innings undoubtedly belonged to St. Peter's Ryan d'Abo, who hit a brilliant 129 off 112 balls as he led the Cambridge side to a formidable 228/4 off their 40 overs.

Facing a chase that would require them to score at close to six an over, Whangarei Boys' were undaunted by the challenge, and opening batsman R. Krige got the chase off to a great start, scoring a-run-a-ball 63.

From there, Krige's teammates took up the challenge and built on his early momentum, with contributions throughout the batting line-up until St. Peter's took their ninth wicket with two runs still needed for victory. Whangarei Boys' last pair managed to get the job done though, number 11 Arthur Brighton hitting the second ball of the 39th over for four when the scores were level to secure an outstanding victory for the Northlanders.

On the other side of the draw, Hamilton Boys' High School made their way to the final after defeating Rototuna High School, St. Paul's Collegiate and St. Johns to go through the Hamilton region undefeated.

Hamilton Boys' then navigated a knockout game with Bay of Plenty region winners, Tauranga Boys' College, which allowed them to progress to the final against Whangarei Boys'.

Whangarei Boys' batted first, posting a total of 152 after some tight bowling from the Hamiltonians.

Hamilton Boys' were then able to finish the job with the bat, as they chased down the target for the loss of just two wickets inside 28 overs.

TOURNAMENTS - NDCA Regional Qualifiers

Gillette Venus Cup (Girls)

Gordon Spratt Reserve in Papamoa hosted the Northern Districts Regional Gillette Venus Secondary School Girls Cup Finals. After qualifying from internal District competitions, five teams from across Northern Districts competed over three days in the round-robin T20 format. Entering the final round of play, the top-placing was in contention for three teams.

Waikato Diocesan and Whangarei Girls' High School (WGHS) were two of these teams and in effect, were playing to knock each other out of the running. WGCS posted a competitive 116/4 with Makayla Templeton scoring 75 from only 50 balls. However, Waikato Diocesan proved too strong and coasted to victory with six overs spare; co-captain Lucy Boucher anchoring the innings to score an impressive 73*.

Another game that had the contender for overall winner saw Tauranga Girls' College (TGC) defeat Cambridge High School. TGC amassed 219 from their 20 overs on the back of an outstanding 141* from captain Holly Topp in just 83 balls. Topp's effort was only just beaten for the highest individual score of the tournament by Whangarei Girls' Makayla Templeton, who scored 142 off 78 balls.

Throughout the entire tournament and across all teams there were fantastic displays of power-hitting and athleticism in the field. Eventual champions Waikato Diocesan finished the tournament unbeaten and will progress to the NZC Gillette Venus Cup Secondary School Girls National tournament to represent Northern Districts in term four 2019.

Gillette Cup T20 Qualifier (Boys)

The Gillette Cup T20 qualifier finals tournament was held in Manurewa, with four teams, who had qualified from their Districts, competing. Kamo High School beat Morrinsville College and St. John's College edged past Bethlehem College; these results setting up a final and 3rd/4th play-off.

The final was a closely contested game, with Kamo batting first and setting a total of 129/6 off their 20 overs. The stand-out performer of the innings was without doubt Nathan Parkes, whose 70 off 63 balls formed the backbone of Kamo's score. Harry Pedersen, Jackson Neale and Jack Kane all produced solid bowling performances, taking two wickets each.

Kamo made the perfect start to their defence when Max Turner removed Jacob Clare second ball, but St. John's fought back and played with great freedom to race to 71-2 in the ninth over, before three wickets for only one-run turned the match in Kamo's favour. The third wicket in this run was the vital one of top-scorer Ethan Price for 37; Nathan Parkes continuing his fine match by being the bowler to dismiss him.

Another handy partnership of 25 formed before the Kamo bowlers struck, which would again trigger a flurry of wickets which would eventually win them the match and the Wynn Bradburn Cup. Max Turner was the star bowler, taking 3/33, while every other bowler (Hunter Reid, Nathan Parkes, Billy Alexander-Crawford and Lucas James) claimed a solitary

wicket. Nathan Parkes capped his brilliant all-round display by also claiming a run out.

While Kamo came out on top, St. John's will be somewhat satisfied as both sides qualified to contest the ND Regional Gillette Cup 50-over finals in Rotorua.

Gillette Cup (Boys)

The prestigious Secondary Schools Boys' Gillette Cup was played in Rotorua and was severely affected by the weather. We were able to identify the two teams that are to contest the final; Hamilton Boys' High and St. Paul's. It is hoped that this fixture might be played at Seddon Park at the beginning of next season. *Note - Hamilton Boys' High won this final, which was eventually played in October, 2019.*





TOURNAMENTS - NZC Nationals

Primary Cup (Boys)

Tauranga Intermediate were the Northern Districts representatives for the 2018 National Primary School Cup, which was held at the NZC High Performance Centre in Lincoln from November 19-21.

Tauranga had a mixed first day, losing their first match but bouncing back with a great performance to win their second one. Day two brought heavy rain and matches three and four were abandoned, denying Tauranga the chance to immediately build on the momentum gained on day one. Unfortunately Tauranga lost their fifth and final match on day three, going down by a tight margin of eight runs to Balmacewen Intermediate. This led to a mid-table finish for Tauranga in a tournament where they played some great cricket and can consider themselves unfortunate to be denied the chance to acquire more points on the rain-affected second day.

- Tauranga Intermediate 72 all out (L Spargo 26; B Meyer 2 for 5, J Barker 2 for 7) lost to Saint Kentigern Boys' School 73 for 2 (10.4 overs) (C O'Shanassy 33; L Balfour 2 for 21), Bert Sutcliffe Oval
- Tauranga Intermediate 127 for 4 off (15 overs) (U Kumar 58, L Spargo 39) beat Breens Intermediate 92 all out (13.3 overs) (J Frost 43, H Candler 3 for 5), Lincoln Green
- Balmacewen Intermediate 111 for 7 (20 overs) (T Miller 33) beat Tauranga Intermediate 103 all out (15.5 overs) (U Kumar 52; L Barron 4 for 15), Lincoln No. 3

Primary Shield (Girls)

Morrinsville Intermediate won the 2018 National Primary School Shield, which was held at the NZC High Performance Centre in Lincoln from November 22-24.

They had an outstanding week, going through the tournament unbeaten. Special mention must be reserved for Aria Mischewski, who was the third-highest run-scorer (165) of the tournament and the top wicket-taker (11). The teams played a five-match round-robin format with results as follows:

- Morrinsville Intermediate 35 all out (7.3 overs) (K Irwin 6 for 2) beat Remuera Intermediate 27 all out (10.1 overs) (A Mischewski 6 for 3), Bert Sutcliffe Oval
- Heaton Normal Intermediate 74 all out (18.1 overs) (S Kane 3 for 13) lost to Morrinsville Intermediate 75 for 1 (10.3 overs) (A Mischewski 41*), Lincoln Green
- Raroa Normal Intermediate 126 for 7 (20 overs) (J Barker 38, D Girish 37*) lost to Morrinsville Intermediate 129 for 6 (18.2 overs) (A Mischewski 62), Lincoln Green
- Sacred Heart Girls' College 77 for 6 (20 overs) (H Johns 21*) lost to Morrinsville Intermediate 79 for 0 off 11.3 overs (A Mischewski 37*, S Boros 35*), Lincoln No. 3
- Balmacewen Intermediate 36 all out (7.4 overs) (S Kane 5 for 15) lost to Morrinsville Intermediate 37 for 0 (4.4 overs) (A Mischewski 25*), Lincoln No. 3

Junior Secondary Boys

Hamilton Boys' High School represented Northern Districts in the Junior Secondary School Boys Nationals after winning through ND qualifying earlier in 2019.

They travelled to Palmerston North in March 2019 for five matches against the other Major Association victors, and while they were competitive throughout the tournament, they departed with the solitary victory against King's High School.

This result saw the Hamiltonians finish fifth out of the six teams at the tournament.

Hamilton's Nathan Feyter had a brilliant all-round tournament to finish as Hamilton Boys' top run-scorer (107) and wicket-taker (five).

Gillette Venus Cup (Girls)

Tauranga Girls' High School represented ND in this year's Gillette Venus Cup, winning two of their five matches to finish fifth in the round-robin, before losing the 5th/6th play-off. Despite this, some great cricket was played by Tauranga Girls' and special mention must be made of Briana Perry, who scored the second-most runs (144) and took the third-most wickets (9) competition-wide. Summaries of each of Tauranga Girls' matches are below.

- Epsom Girls' Grammar 86 all out (19.5 overs) (B Perry 3 for 12) beat Tauranga Girls' High School 69 for 2 (N Patel 29*), Burnside Park 2
- St Hilda's Collegiate 87 for 6 (M Meltzer 27) beat Tauranga Girls' College 36 all out (14.5 overs) (C Deerness 2 for 1), Burnside Park 1
- Tawa College 59 all out (16.3 overs) (N Patel 3 for 5) lost to Tauranga Girls' College 60 for 4 (14.2 overs) (H Topp 28*, A Kerr 2 for 4), Burnside Park 4
- Tauranga Girls' College 76 for 4 (H Topp 40*) lost to Christchurch Girls' High School 79 for 1 (15.3 overs) (G Ansell 36*), Burnside Park 2
- Tauranga Girls' College 76 for 4 lost to Christchurch Girls' High School 79 for 1 (15.3 overs) (G Ansell 36*), Burnside Park 2
- 5th/6th Play-off Tauranga Girls' College 102 for 6 (N Patel 36, B Perry 32; A Fitzgerald 2 for 11) lost to Wairarapa College 103 for 4 (16.3 overs) (T Jones-Dennes 44, C Elliot 32; B Perry 2 for 8), Lincoln No. 3.

TOURNAMENTS - NZC Nationals

Gillette Cup (Boys)

Hamilton Boys' High School (HBHS) were Northern Districts' representatives in this year's Gillette Cup. HBHS started the Cup well, winning their first two matches to sit top of the points table after day two. Unfortunately those were the last of their victories, and they finished fourth out of six teams. Below are summaries of each match played by Hamilton Boys'.

- Christchurch Boys' High School 233 for 8 (A Redfern 100, M Hay 44; K Clarke 4 for 28) lost to Hamilton Boys' High School 234 for 6 (48 overs) (J Russ 88, W Muldownie 45; A Sidey 2 for 44), Lincoln No. 3
- King's High School 159 all out (47 overs) (D O'Brien 2 for 21) lost to Hamilton Boys' High School 162 for 2 (18 overs) (W Muldowney 66, J Russ 61*), Bert Sutcliffe Oval
- Wellington College 230 for 9 (T Campbell 88; D O'Brien 3 for 39) beat Hamilton Boys' High School 122 all out (33.2 overs) (T Valentine 3 for 27), Bert Sutcliffe Oval
- Palmerston North Boys' High School 220 for 9 (S Russell 48, M Harris 38; J Dinan 3 for 40) beat Hamilton Boys' High School 183 all out (47.1 overs) (J Parker 85; T Kirk 3 for 37), Lincoln Green
- King's College 275 for 5 (N Robinson 81, T Simmonds 66, T Parkes 49*) beat Hamilton Boys' High School 267 for 8 (J Parker 110), Lincoln Green

DISTRICT ASSOCIATION SUMMARY



The 2018/19 season saw solid strategic plans in place by way of a thorough strategic planning process that was undertaken during the winter months. Clubs, groups, organisations and individuals all had the opportunity to contribute to the strategic direction that NCA was to take, for 2018/19 and beyond. New Zealand Cricket and Northern Districts Cricket were also instrumental in our strategic

planning process, and it was vital that our plans aligned with theirs to ensure we have continuity.

Based on the collective feedback and information we identified, NCA's vision is now; "A game for all New Zealanders, a game for life." Our values are; inclusivity, respect, tenacity, optimism, sportsmanship, integrity and fun. Our five key areas that we were to focus on for 2018-19 and beyond, are; 1. The best coaches, players, officials and support in cricket; 2. An aligned and effective cricket family; 3. New Zealand's summer game; 4. Fans for life; 5. Financial success. Each area has priorities and outcomes that are constantly discussed and measured – and they continually evolve.

The new strategic direction, along with the targets set by New Zealand Cricket, meant NCA and Northern Districts Cricket needed to investigate the possibility of structural changes, or adjustments to what we currently had, to ensure we could achieve the targets that had been set. We again worked closely together to find ways to reach and exceed our targets. Paul Hope was, in-turn, employed in a new role of cricket development manager (CDM) and Karl Treiber's role was adjusted as he became the pathway manager (PM). Both Paul and Karl are now jointly managed by NCA and Northern Districts Cricket and, although much of their individual roles are specific to the Northland region, they also have some standardised components of their job descriptions that enable them to work with other CDM's and PM's in ND. Although in the early stages, this model seems to be working effectively.

Northern Districts Cricket and CEO, Ben MacCormack, were extremely supportive of our Association, as were; John Bracewell/Graeme Aldridge/Gareth Hopkins/Matt Horne (Knights coaches), Pete Zanzottera and Daniel Archer (high performance), Eimear Richardson (community cricket) Cliff Dickeson (development officer) and Alayne Duthie (administrator). New Zealand Cricket's Martin Snedden, Andrew Tara and Kent Stead were fantastic supporters of the growth and development of cricket in Northland. They, along with the NZC high performance team, led by Bob Carter and Bryan Stronach, provided great guidance and support to NCA. Each of the aforementioned people were all committed to, and enthusiastic in, developing cricket in Northland and ND. Their efforts were thoroughly appreciated by NCA.

We have a great volunteer base; we are extremely fortunate to have such an obliging and cooperative group of people who support cricket in Northland. It is vital to acknowledge our coaches, managers and supporters in junior club cricket. It's

a hard task, at times, for parents to coach and manage teams, and NCA appreciates and respects this.



After the magic carpet ride that went on in 2017/18, last year was relatively quite in terms of on-field feats.

We would have liked to have backed it up with another Hawke Cup campaign, but we only took the field in three of the eight days of Hawke Cup qualifying; the

weather quite literally being a dampener, and if you can't get on the track, you can't bank the points.

We made changes in the front office; Barry Rhodes who had been our RDO for four seasons moved on in May.

His role was split into two; Serena Somlyai took up the role of cricket development manager and Spencer Cramer became our first pathway manager.

Three women were elected onto the CMCA Board at the AGM- Dr Primla Khar, Melanie Kemp and Danisha Lang Siu.

It may or may not be related but we were pleased with the progress we made in female cricket during the season. The assistance we had from NZC and NDCA with Yeah!Girls was a huge fillip.

The icing on the cake was Katie Gurrey's selection for NZ. She is a born-and-raised South Auckland and still lives here. After her personal success during the year it was gracious of her to attend our annual prizegiving.

The work we do in schools is still the heart of our business and the demand for it is very real. We worked with 10,000 primary school kids over the summer and we started a mid-week secondary school competition.

We bedded in Age & Stage in 2017/18; it's established and all that was needed to be done last season was some minor tweaking to make the cricket experience that much more enjoyable.

Our umpires continue to be front and centre, including Ash Mehrotra accepting the ND Umpires Award. The award has become CMCA property over the last decade with Ash, John Dempsey and Tony Hill keeping a firm hold on it. Back on the farm the local umpires, led by Phil Norvill, did excellent work.

Yes, it was a quieter year on the pitch, but with both the ND male and female players of the year coming from the District (Katie and Ish Sodhi) there's a feeling of fulfilment.

The CMCA Board keeps us on track, and we acknowledge Braedon Makgill, who stepped down as board chair during the season after nine years at the wheel.

DISTRICT ASSOCIATION SUMMARY



2018/19 was a very successful season for Hamilton in many respects.

Some local body projects came to fruition with the development of one of two grass blocks at Clyde Park, and the same again at Rototuna Park; both ready for use this season and the others, next

season. Galloway Park is being completely irrigated with a promise it will be ready for use after Christmas.

The outcome will be twelve grass blocks available in the city.

Our umpire numbers continue to grow and this is having a very positive impact on our game at the senior level.

The Association continues to work closely with our local body to progress the development of our Jansen Park pavilion; designed to meet the needs of our senior representative teams and provide a home for Hamilton Cricket.

Our junior numbers were down on previous seasons; not significantly, but still a concern.

The Age & Stage process was seamless for the Association as many of the alterations to conditions of play were already in place and being successfully played out.

The senior competitions were very well competed for with Hamilton and Waikato Valley (12 teams) challenging for the Spark Limited Overs Trophy; the final being held between Star University and Old Boys at Seddon Park.

We look forward to the inclusion of the four Counties teams in this coming season.

Seddon Park also hosted our most prestigious final (The Howden Cup) with Old Boys beating Marist in the three-day match.

However, our most outstanding achievements were winning the Fergus Hickey Rosebowl (after many years) and competing against Hawke's Bay in the final challenge for the Hawke Cup; a competitive match with Hamilton running out the successful challengers. The team is very excited and looking forward to the 2019/20 challenges.

Numbers at club level continue to be strong providing for variety and competitive competitions.

Six premier teams; 10 senior A teams; eight senior B teams and 14 senior C teams competed at club level last season, with sixty-eight twilight teams playing across Tuesday and Wednesday evenings.

Our challenge: to go one better in 2019/20 season.



The 2018/19 season was another positive year for the Waikato Valley Cricket Association.

All teams in our representative grades performed very well. Our Senior Men's side continues to put good performances together, finishing third in the Fergus

Hickey, with individuals starting to be recognised with ND A opportunities. WVCA are starting to get some traction in girls representative cricket and with the help of some fantastic volunteers, we have a number of girls involved with ND representative sides

We have seen changes in our office with Keith Vincent taking the role of cricket development manager and Janice Fraser the pathway manager between WV and HCA. This season, WVCA appointed a development officer, Ramesh Subasinghe, for the Thames, Hauraki and Coromandel area. This has seen the interest in cricket explode in the area and increased numbers to what they were in the early-2000's.

The board continue to work hard and look out for the best interests of the Association. We saw a couple of changes at board level with two females joining the table. We believe this is the first step in generating more discussion and getting more females involved with cricket and in line with NZ Cricket's vision of "A game for all New Zealanders, a game for life."

As always, cricket runs with an army of volunteers providing good experiences for our cricketers. These coaches, committee members, umpires, scorers, supporters are the backbone of our sport and we thank them for their support.

DISTRICT ASSOCIATION SUMMARY



Off the field, 2018/19 was a year of massive change for Bay of Plenty.

We have significantly restructured staff and roles in line with the strategic direction established by New Zealand Cricket and Northern Districts. The delayed finalisation of the Partnership Agreement meant that our key staff appointments

were not able to be finalised until mid-way through the season; our new team was only fully in place in January 2019.

Despite the extent and timing of the changes, our staff responded amazingly by achieving all agreed KPIs.

PATHWAYS

Barry Leabourn provides great service to BOP Cricket with media reporting and analysis of the results of all our representative teams, as well as local competitions. A series of Barry's annual season reviews was published on our website earlier in the year and can be viewed at bopcricket.co.nz. These are a wonderful summary of what has been another extremely successful season for Bay of Plenty Cricket at many levels. In particular, the successes of our senior men's teams, both premier and development, is notable due to the young age of the teams. This is a credit to the players, but also to the hard work put in by a large group of people within the pathways structure, led by Tai Bridgman-Raison.

DEVELOPMENT

Most of the areas of focus in the Partnership Agreement between NZC, ND and BOPCA are in community cricket. It is a testament to Scott Steward that, after starting his role as development manager in January, BOPCA achieved the highest KPI of any DA in the country for qualified coaches. Scott has coordinated a team of people engaged by BOPCA and our sub-Associations to deliver huge numbers of cricket awareness activity, as well as coach development programmes.

GIRLS CRICKET

Led by Rebecca Yee, BOP Cricket continues to be a forerunner in promoting girls' cricket. NZC and ND are currently developing new strategies for female participation and we look forward to increased support in this area in future.

FINANCIAL

The result is a significant improvement on the prior year and is a credit to the staff who have worked hard to control costs while grant funding continues to be constrained. We also acknowledge the support of our sub-Associations, who provided grants to alleviate financial pressure at the end of the year.

Although we have significantly reduced administrative costs, obtaining grant funding, particularly following the restructure of key roles, continues to be challenging.

Barb Thompson has proved to be an outstanding addition to the staff and has provided a new quality of financial oversight

and reporting.

The board will remain vigilant in monitoring against budget and will continue to seek opportunities to earn other revenue.

GOVERNANCE

During the year, several existing independent (i.e. not sub-Association representatives) board members stepped down due to travel, business or personal commitments. We took the opportunity to advertise for new board members and were delighted with the calibre of applicants. With other board members reaching the end of their current terms, five new independent board members will be appointed at the 2019 AGM.



Our season got off to an early start with PBCA hosting an ND training squad for four days for a squad warm-up match in September. The weather held and there was some very attractive cricket played on grass wickets. From a profile perspective it was a real positive for our community, particularly our juniors,

to have the opportunity to see some Knights players in our region.

It was a season of change and innovation with the creation of our Junior Colts League and evolution of our senior men's T20 competition. The Junior Colts League was launched with five teams playing nine-a-side over two formats; 15 overs on Wednesday and 30 overs on Saturday.

Our premier senior men's T20 competition, the Walker Shield, evolved to be a T15 competition along a franchise model being played with a pink ball. This brought a different dynamic to the competition as players were mixed; removing the club allegiances and allowing players who were so often rivals to play together.

This set-up our PBCA Senior Men's team up for the Brian Dunning tournament, with the team registering its first win over Northland at this level, and pushing Hamilton in a very competitive game.

We had 276 registered cricketers in our region for the season, which is a great launching pad for the coming season with preliminary numbers up across the board. From a financial perspective, we carried a small surplus for the season and are again budgeting for a surplus this coming season.

DISTRICT ASSOCIATION CRICKET

Honours Board

BATTING

Centuries:			
C Swanson	153	Waikato Valley v Bay of Plenty	Fergus Hickey
B Popli	135	Bay of Plenty v Counties Manukau	Fergus Hickey
C Swanson	116	Waikato Valley v Counties Manukau	Fergus Hickey
J Carter	113 not out	Bay of Plenty v Counties Manukau	Fergus Hickey
A Desai	108	Hamilton v Waikato Valley	Fergus Hickey
J Gibson	107	Waikato Valley v Poverty Bay	Brian Dunning
B McKenzie	104	Bay of Plenty v Waikato Valley	Fergus Hickey
G de Jager	100 not out	Waikato Valley v Bay of Plenty	Fergus Hickey

Most runs:					
Fergus Hickey:		Brian Dunning:			
C Swanson	Waikato Valley	298	B. Ford	Poverty Bay	238
G de Jager	Waikato Valley	210	N. Hendrie	Poverty Bay	176
P Drysdale	Bay of Plenty	204	C. Page	Northland	139
B Popli	Bay of Plenty	181	B. Hampton	Bay of Plenty	133
F Walker	Hamilton	172	R. Clinton	Hamilton	133

BOWLING

Five-wicket bags:			
K Dill	7 for 41	Northland v Counties Manukau	Fergus Hickey
A Verma	6 for 30	Hamilton v Hawkes Bay	Hawke Cup
F Walker	6 for 50	Hamilton v Northland	Fergus Hickey
B Martin	6 for 64 and 5 for 77	Northland v Hamilton	Fergus Hickey

Most wickets:					
Fergus Hickey:		Brian Dunning:			
B Martin	Northland	14	B Hampton	Bay of Plenty	9
K Dill	Northland	10	J Boulton	Bay of Plenty	9
F Walker	Hamilton	10	H Collier	Bay of Plenty	8
C Atkinson	Bay of Plenty	8	A Verma	Hamilton	8

NORTHERN DISTRICTS AWARDS



Katie Gurrey
Nicola Browne Medal
Burger King Super Smash Player of the Year, Spirit



Ish Sodhi
Daniel Vettori Medal
Plunket Shield Player of the Year



Kate Anderson
Hallyburton Johnstone Shield Player of the Year
Northern Premier League Player of the Year



Daryl Mitchell
Burger King Super Smash Player of the Year, Knights



Joe Carter
Ford Trophy Player of the Year



Oliver White
McCaw Lewis Maori Player of the Year

NORTHERN DISTRICTS AWARDS



Emma Baker
Young Female Cricketer of the Year



Thorn Parkes
Young Male Cricketer of the Year



Freddy Walker
District Association Player of the Year



Ash Mehrotra
Umpire of the Year



Thomas Nabbs
Emerging Umpire of the Year



Simon Dodds
District Association Volunteer Groundsman of the Year



Karen Kyle
Allan McBride Trophy - Service to Junior Cricket



Murray Child
Service to Cricket Award

FOR THE RECORD

ND Representatives to be Named NZ Player of the Year

1957	JK Everest
1959	BH Piraudeau
1963	EC Petrie
1966	N Puna
1975	GP Howarth
1980	ADG Roberts & CW Dickeson
1982	JG Wright
1983	BL Cairns
1994	SA Thomson
1995	AC Parore
1997	SB Doull
2005	DL Vettori
2006	DL Vettori
2009	DL Vettori
2010	DL Vettori
2016	KS Williamson
2018	TA Boult
2019	KS Williamson

RJ Calland	1977/78	1
SM Carrington	1981/82 - 86/87	22
JR Carson	1967/68 - 68/69	10
RD Carswell	1957/58	1
JF Carter	2014/15 - 18/19	36
EL Child	1958/59	3
MJ Child	1977/78 - 86/87	22
RM Christopherson	2013/14	2
DB Clarke	1956/57 - 62/63	11
DS Clarke	1957/58 - 62/63	6
AR Collier	1976/77	3
RO Collinge	1975/76 - 77/78	19
BG Cooper	1980/81 - 94/95	62
HR Cooper	2016/17 - 18/19	20
DB Crene	1966/67	3
LM Crocker	1982/83 - 88/89	54
RS Cunis	1975/76 - 77/78	19
P Curtin	1980/81	4
NM Daley	2002/03 - 03/04	4
TT Davis	2004/05 - 08/09	7
C de Grandhomme	2018/19	2
RP de Groen	1990/91 - 95/96	38
AP Devcich	2004/05 - 18/19	53
CW Dickeson	1973/74 - 86/87	90
RJ Diver	1998/99	2
DL Donald	1957/58 - 60/61	19
JPT Donnelly	2010/11	5
SB Doull	1989/90 - 01/02	47
WM Duncan	1957/58	5
B Dunning	1961/62 - 77/78	82
AW Evans	2004/05 - 06/07	18
JK Everest	1956/57	5
RE Ferdinands	1998/99	1
DJ Ferrow	1956/57 - 57/58	4
CD Fletcher	2012/13 - 13/14	4
DR Flynn	2004/05 - 18/19	97
SR Gadsdon	2008/09	2
G Gibson	1968/69 - 80/81	49
Z Gibson	2015/16 - 18/19	13
GV Giles	1961/62 - 75/76	24
B Gill	1969/70	1
SR Gillepsie	1979/80 - 82/83	23
EK Gillot	1971/72 - 78/79	20
TC Goodin	2012/13 - 16/17	9
DJ Gray	1956/57 - 59/60	14
BN Graham	1956/57	4
RJ Griffiths	1975/76 - 80/81	7
JW Guy	1964/65 - 72/73	11
B Hampton	2015/16 - 18/19	8
KB Hancock	1985/86 - 86/87	5
MG Harding	1986/87	4
GD Harper	1958/59	1
SJ Harris	1975/76	1
MN Hart	1900/91 - 04/05	95
RG Hart	1992/93 - 03/04	85
NJ Harwood	1959/60	1
BJ Hatwell	2010/11 - 11/12	7
JG Hatwell	2003/04	3
PJ Havill	1969/70	2
RL Hayes	1991/92 - 95/96	29
GA Hick	1987/88 - 88/89	17
JD Hickey	2013/14	2
BB Higgins	1956/57	1
BC Hiini	2011/12	2
E Hipkiss	1966/67	6
PJ Holland	1978/79	5
WR Holt	1964/65	2
BL Hood	2000/01	2
RC Hooton	1968/69 - 71/72	12
GJ Hopkins	1997/98	2

ND First-Class Representatives

GD Alabaster	1960/61 - 62/63	16
GW Aldridge	1998/99 - 14/15	119
CJ Anderson	2011/12 - 17/18	22
LD Anderson	1967/68	2
PS Anderson	1977/77 - 78/79	7
RW Anderson	1969/70	6
SL Andrews	2000/01 - 07/08	6
BJ Arnel	2005/06 - 12/13	56
JF Bailey	1965/66	4
MD Bailey	1989/90 - 01/02	78
JD Baker	2010/11 - 18/19	65
MP Baker	1974/75	1
RH Barbour	19589/60	3
BJ Barrett	1986/87 - 88/89	18
PH Barton	1963/64 - 74/75	5
RH Barton	1957/57	2
BJ Bayley	1961/62 - 64/65	8
DA Beard	1987/88 - 90/91	8
DD Beard	1961/62 - 64/65	8
TG Beatson	1971/72	2
MD Bell	1993/94 - 96/97	20
DR Bennett	1996/97	3
KG Bettley	2010/11	3
JA Beuth	1962/63 - 69/70	1
JH Blackmore	1968/68 - 72/73	12
BR Blair	1984/85 - 85/86	10
DC Blarke	1992/93	1
TW Blake	1964/65	1
PD Boccock	2017/18 - 18/19	3
JJ Boult	2008/09 - 15/16	21
TA Boult	2008/09 - 18/19	28
AJ Boyle	1986/87	3
BP Bracewell	1983/84 - 90/91	34
GE Bradburn	1985/86 - 01/02	115
WP Bradburn	1957/58 - 68/69	55
AJ Bradley	1993/94 - 94/95	6
RRA Bradley	1990/91	1
RD Broughton	1980/81 - 86/87	21
DG Brownlie	2014/15 - 18/19	31
GP Burnett	1993/94 - 94/95	12
TS Burns	1964/65	2
IG Butler	2001/02 - 04/05	16
BL Cairns	1981/82 - 84/85	17
CL Cairns	1988/89	8

FOR THE RECORD

ND First-Class Representatives cont..

NKW Horsley	2002/03 - 07/08	35	BL Roberts	1977/78	2
MJ Horton	1967/68 - 70/71	19	GG Robinson	2001/02 - 07/08	21
DC Hoskin	1956/57 - 64/65	23	GA Rose	1967/68	4
KW Hough	1956/57	5	CW Ross	1989/90 - 96/97	17
AR Hounsell	1974/75	5	MJ Santner	2011/12 - 18/19	25
GP Howarth	1974/75 - 85/86	58	CR Satherley	1959/60 - 60/61	2
LG Howell	2004/05	3	TL Seifert	2013/14 - 18/19	35
GD Irwin	2002/03	1	HT Schuster	1965/66 - 71/72	23
OG Ivins	2010/11	3	BE Scott	2008/09	15
DP Kelly	2002/03	3	SJ Scott	1978/79 - 85/86	35
NF Kelly	2015/16 - 18/19	14	TE Shaw	1956/57 - 63/64	31
KD Kennedy	1964/65 - 74/75	30	MJF Shrimpton	1974/75	5
SW Kohlhase	1963/64	3	RR Shutte	2004/05	1
CM Kuggeleijn	1975/76 - 90/91	82	A Singh	2005/06	1
SC Kuggeleijn	2013/14 - 18/19	49	PJ Skelton	1957/58	1
SO Lambly	1993/94 - 94/95	4	JD Smith	1967/68 - 71/72	15
MC Langdon	1957/58 - 64/65	25	KP Smith	1993/94	3
JB Lee	2003/04	2	PH Smith	1956/57	4
JA Leigh	1977/78	5	IS Sodhi	2012/13 - 18/19	46
BJ Leonard	2005/06	1	A Somani	1988/89 - 93/94	7
AF Lissette	1956/57 - 62/63	28	TG Southee	2006/07 - 17/18	29
DP Lloyd	1968/69 - 80/81	33	JE Spice	1993/94 - 96/97	4
NA Lloyd	1990/91 -	4	BT Spragg	1987/88 - 88/89	4
JH McFarlane	1964/65	1	MJ Stephens	1993/94	4
R McGill	1970/71 - 71/72	3	GW Stewart	1968/69	1
PD McGlashan	2004/05 - 11/12	59	AJ Stimpson	1974/75 78/79	24
PB McGregor	1962/63 - 63/64	11	PD Stone	1961/62 - 68/69	23
GW McKenzie	1983/84 - 90/91	34	SB Styris	1994/95 - 10/11	44
MR McKinnon	1983/84 - 88/89	14	B Sutcliffe	1962/63- 65/66	22
JC McLeod	1970/71 - 71/72	4	ML Su'a	1988/89	5
RJ McPherson	1959/60 - 70/71	13	AR Tait	1994/95 - 00/01	26
HJH Marshall	1998/99 - 11/12	76	GM Tarr	1973/74 - 74/75	8
JAH Marshall	1997/98 - 12/13	127	GW Taylor	1973/74 - 74/75	7
BP Martin	1999/00 - 13/14	77	SA Thomson	1987/88 - 97/98	51
TC Masters	1969/70	3	DJ Tidmarsh	1992/93	3
AE Mathieson	2010/11	2	K Treiber	1979/80 - 87/88	26
DN Matthews	1963/64	5	DR Tuffey	1996/97 - 06/07	33
REW Mawhinney	1985/86 - 86/87	11	JA Turnbull	1959/60	2
MP Maynard	1990/91 - 91/92	19	GM Turner	1976/77	7
CJ Merchant	2007/08 - 08/09	8	RG Twose	1989/90	8
DJ Mitchell	2011/12 - 18/19	62	H Unka	1989/90	8
WJ Mitchell	1964/65 - 66/67	10	SW Veitch	1959/60	3
RG Morgan	1993/94	3	A Verma	2011/12 - 13/14	8
LS Mountain	1967/68 - 73/74	37	DL Vettori	1995/96 - 13/14	22
DJ Nash	1990/91 - 97/98	12	N Wagner	2018/19	2
PS Neutze	1989/90	9	JG Walker	2010/11 - 18/19	24
AP O'Dowd	1996/97 - 97/98	3	WT Walmsley	1958/59 - 59/60	3
MG Orchard	2001/02 - 07/08	42	BP Ward	1986/87	4
BS Oxenham	1990/91 - 92/93	12	JW Warrington	1975/76	6
BH Paireudeau	1958/59 - 66/67	36	BJ Watling	2004/05 - 18/19	80
JM Parker	1972/73 - 83/84	75	KA Wealleans	1988/89 - 94/95	41
ME Parlane	1992/93 - 10-11	85	GL West	2002/03 - 03/04	10
NR Parlane	1998/99 - 00/01	15	AJ Wheeler	2012/13	6
D Patel	1971/72	2	DJ White	1979/80 - 92/93	99
RC Penhearow	1964/65 - 75/76	3	JSS White	1972/73 - 73/74	7
EC Petrie	1956/57 - 66/67	57	KJ White	1978/79	1
BA Pocock	1992/93 - 96/97	19	KS Williamson	2007/08 - 18/19	24
MG Pocock	1965/66	4	BS Wilson	2004/05 - 14/15	78
ND Pollock	1981/82 - 86/87	7	NR Wilson	1957/58 - 60/61	5
B Popli	2012/13 - 18/19	41	JG Wright	1975/76 - 83/84	65
DF Potter	1991/92 - 92/93	9	JL Wright	1958/59	3
MG Poultney	1972/73	1	MJE Wright	1972/73 - 83/84	65
CM Presland	1982/83 - 84/85	14	JL Wyatt	1956/57	4
A Puna	1971/72 - 72/73	10	BA Young	1983/84 - 97/98	93
N Puna	1956/57 - 68/69	66	JAF Yovich	1996/97 - 12/13	120
KN Puna	1975/76 - 78/79	8			
BG Randell	2016/17- 18/19	7			
ADG Roberts	1967/68 - 83/84	104			

FOR THE RECORD

NZ Representation (Men)

Aldridge	Graeme William	2011/12-2014/15
Anderson	Corey James	2012/13-2018/19
Arnel	Brent John	2009/10
Bailey	Mark David	1995/96-1998/99
Blair	Bruce Robert	1985/86
Boult	Trent Alexander	2011/12-2018/19
Bracewell	Brendon Paul	1984/85-1990/91
Bradburn	Grant Eric	1990/91-2000/01
Bradburn	Wynne Pennell	1963/64
Brownlie	Dean Graham	2014/15
Butler	Ian Gareth	2001/02-2004/05
Cairns	Bernard Lance	1981/82-1985/86
Carrington	Sidney Mark*	1982
Collinge	Richard Owen	1975/76-1977/78
de Grandhomme	Colin	2018/19
de Groen	Richard Paul	1993/94-1994/95
Devcich	Anton Paul	2013-14- 2014/15
Doull	Simon Blair	1992/93-1999/00
Dunning	Brian*	1972/73
Flynn	Daniel Raymond	2007/08
Gillott	Eric Kenneth*	1973
Hart	Matthew Norman	1993/94-2002
Hart	Robert Gray	2001/02-2006/07
Hayes	Roydon	1995
Howarth	Geoffrey Phillip	1974-75-1984/85
Kuggeleijn	Christopher Mary	1998/99
Kuggeleijn	Scott Christopher	2017-2018/19
Marshall	Hamish John Hamilton	2000/01-2006/07
Marshall	James Andrew Hamilton	2004/05-2007/08
McGlashan	Peter Donald	2006/07-2010/11
Mitchell	Daryl Joseph	2018/19
Nash	Dion Joseph	1994/95-1997/98
Parker	John Morton	1972/73-1980/81
Parore	Adam Craig	1994/95-1995/96
Petrie	Eric Charlton	1957-58-1996/97
Pocock	Blair Andrew	1993/94-1996/97
Puna	Narotam	1965/66
Roberts	Andrew Duncan Glenn	1975/76- 1976/77
Santner	Mitchell Josef	2015/16-2018/19
Seifert	Tim Louis	2017/18-2018/19
Shrimpton	Michael	1973/74
Sodhi	Inderbir Singh	2013-14- 2018/19
Styris	Scott Bernard	1999/00-2010/11
Sutcliffe	Bert	1964/65-1966-67
Southee	Timothy Grant	2007/08- 2018/19
Tait	Alex Ross	1997/98-1999/00
Thomson	Shane Alexander	1989/90-1995-96
Tuffey	Daryl Raymond	1990/00-2006/07
Vettori	Daniel Luca	1996/97-2014/15
Wagner	Neil	2018/19
Watling	Bradley-John	2010/11-2018-19
Wealleans	Kyle Andrew*	1991/92
White	David John	1990/91-1993/94
Williamson	Kane Stuart	2010/11- 2018/19
Wright	John Geoffrey	1977/78-1984/85
Young	Bryan Andrew	1990/91- 1997/98

* Non International Matches Only

Men's Captains

1956/57	Eric Petrie
1957/58	Allen Lisette
1958/61	Eric Petrie
1961-65	Bruce Pairadeau
1965/66	Bert Sutcliffe
1966-68	Hec Schuster
1968-70	Martin Horton
1970-74	Brian Dunning
1974/75	Geoff Howarth
1975/76	John Wright
1976/77	Glen Turner
1977/79	John Parker
1979-80	Geoff Howarth
1980/81	Andy Roberts
1981/82	Geoff Howarth
1982/83	Geoff Howarth
	John Parker
1983/84	Geoff Howarth
1984-86	Geoff Howarth
	Chris Kuggeleijn
1986/87	Chris Kuggeleijn
1987/88	Chris Kuggeleijn
	David White
1988-90	Chris Kuggeleijn
1990/91	Chris Kuggeleijn
	David White
1991-93	David White
1993-95	Grant Bradburn
1995/96	Grant Bradburn
	Shane Thomson
	Blair Pocock
1996/97	Blair Pocock
	Robert Hart
1997-04	Robert Hart
2004/05	James Marshall
	Daniel Vettori
	Matthew Hart
2005-08	James Marshall
	Daniel Vettori
	Peter McGlashan
2008/09	Matthew Hart
	Peter McGlashan
	Michael Parlane
2009/10	James Marshall
	Peter McGlashan
2010/2011	James Marshall
	Brad Wilson
2011-13	James Marshall
	Scott Styris
	Brad Wilson
2013/14	Daniel Flynn
	BJ Watling
2014/15	Anton Devcich
	Daniel Flynn
	BJ Watling
2015/16	Daniel Flynn
2016/17	Corey Anderson
	Dean Brownlie
	Jonothan Boult
	Anton Devcich
	Daniel Flynn
2017-19	Dean Brownlie
	Daniel Flynn

Men's First-Class Records

Matches

Highest innings total:	v Canterbury	2009/10	726
Most matches:	JAH Marshall	1997/98 - 2012/13	127
Most runs:	JAH Marshall	1997/98 - 2012/13	6418
Most centuries:	DR Flynn	2004/05 - 2018/19	20
Most wickets:	GW Aldridge	1998/99 - 2014/15	355
Most wicketkeeping dismissals:	RG Hart	1992/93 - 2002/03	230
Most runs in a season:	GA Hick	1988/89	1,228
Most wickets in a season:	AR Tait	1996/97	52
Most wicket-keeping dismissals in a season:	PD McGlashan	2009/10	41 (37ct, 4st)
Most runs in an innings:	DG Brownlie	2014/15	334
Best bowling figures in an innings:	AR Tait v Auckland	1996/97	9-48
Best bowling figures in a match:	AR Tait v Auckland	1996/97	16-130+
Most wicket-keeping dismissals in an innings:	BA Young v Canterbury	1986/87	7
Most wicket-keeping dismissals in a match:	PD McGlashan v Central Districts	2009/10	12

+ NZ record

World record for catches in a match

Record Partnerships

1st	278	DR Flynn (157)	HR Cooper (136)	v Canterbury	Whangarei	2017/18
2nd	301	DR Flynn (166)	BS Wilson (139)	v Auckland	Hamilton	2012/13
3rd	252*	GP Howarth (147*)	ADG Roberts (100*)	v Pakistan	Gisborne	1978/79
4th	283	DR Flynn (182)	CJ Anderson (167)	v Otago	Hamilton	2012/13
5th	226	DJ Mitchell (106)	TL Seifert (151)	v Otago	Dunedin	2016/17
6th	322	MG Orchard (175)	JAF Yovich (144)	v Central Districts	Napier	2005/06
7th	174	B Popli (82)	MJ Santner (118)	v Canterbury	Hamilton	2013/14
8th	163	PD McGlashan (91)	GW Aldridge (75)	v Canterbury	Hamilton	2008/09
9th	188	NR Parlane (147)	DR Tuffey (89*)	v Wellington	Wellington	1999/00
10th	113*	PD McGlashan (103*)	GW Aldridge (14*)	v Wellington	Wellington	2005/06

Most Runs

JAH Marshall	6,418
DR Flynn	6,181
ADG Roberts	5,533
BJ Watling	4,961
JAF Yovich	4,839
DJ White	4,656
GE Bradburn	4,614
JM Parker	4,611
ME Palane	4,258
BS Wilson	4,171

Highest Score

DG Brownlie	334
KS Williamson	284*
DR Flynn	241
JAH Marshall	235
SB Styris	212*
GA Hick	211*
DJ White	209
MN Hart	201*
MP Maynard	195
JM Parker	195

Best Batting Avg (min. 250 runs)

GA Hick	2,055	79.04
GM Turner	672	67.20
MP Maynard	1,485	57.12
KS Williamson	1,912	54.63
SA Thomson	2,530	42.17
JK Everest	376	41.78
JG Wright	3,301	40.75
DR Flynn	6,181	40.22
DG Brownlie	2,163	40.06
CJ Anderson	1,217	40.57

Most Catches

RG Hart	229
BA Young	210
PD McGlashan	176
BJ Watling	132
MJE Wright	110
GE Bradburn	108
TL Seifert	106
JAH Marshall	100
EC Petrie	90
JM Parker	83

Most Wickets

GW Aldridge	355
CW Dickeson	282
JAF Yovich	255
GE Bradburn	231
BJ Arnel	229
N Puna	224
BP Martin	192
IS Sodhi	180
SC Kuggeleijn	180
JD Baker	173

Best Bowling

AR Tait	9 - 48
MC Langdon	8 - 21
TG Southee	8 - 27
GD Alabaster	8 - 30
DB Clarke	8 - 37
KD Kennedy	8 - 49
DR Tuffey	7 - 12
IS Sodhi	7 - 30
DC Hoskin	7 - 33
BP Martin	7 - 33

Best Bowling Avg (min. 25 wickets)

GD Alabaster	43	18.09
DD Beard	42	18.86
DB Clarke	49	19.39
BL Cairns	63	19.87
AR Tait	115	19.90
RP de Groen	157	21.15
TG Southee	127	21.28
PD Stone	32	21.50
RO Collinge	77	21.62
TA Boulton	99	23.32

Most Stumpings

LS Mountain	23
EC Petrie	22
MJE Wright	17
RG Hart	15
PD McGlashan	12
BA Young	11

Men's List-A Records

Matches

Played:	345
Won:	161
Tied:	2
Lost:	174
No Result:	5
Abandoned:	7

Highest innings total:	v Central Districts	2012/13	398
Most matches:	GW Aldridge	1998/99 - 2014/15	131
Most runs:	JAH Marshall	1999/00 - 2012/13	3,755
Most centuries:	BJ Watling	2004/05 - 2017/18	7
Most wickets:	GW Aldridge	1998/99 - 2014/15	178
Most wicket-keeping dismissals:	RG Hart	1993/94 - 2003/04	151
Most runs in a season:	KS Williamson	2009/10	621
Most wickets in a season:	GW Aldridge	2004/05	52
Most wicket-keeping dismissals in a season:	RG Hart	1997/98, 2001/02	24 (17ct, 7st) (22ct, 2st)
Most runs in an innings:	JAH Marshall v Canterbury	2006/07	152*
Best bowling figures in an innings:	BJ Barrett v Otago	1986/87	6-12
Most wicket-keeping dismissals in an innings:	MJE Wright v Auckland	1982/83	5

Record Partnerships

1st	181	DR Flynn (135)	AP Devcich (70)	v Otago	Mt. Maunganui	2017/18
2nd	240	BJ Watling (108)	DR Flynn (143)	v Wellington	Whangarei	2007/08
3rd	210	DR Flynn (149)	JAH Marshall (96)	v Canterbury	Christchurch	2007/08
4th	145	DJ Mitchell (95)	JAH Marshall (93)	v Central Districts	Nelson	2012/13
5th	155	DG Brownlie (97)	DJ Mitchell (126*)	v Wellington	Wellington	2017/18
#6th	196	KS Williamson (100)	PD McGlashan (112)	v Canterbury	Hamilton	2008/09
7th	119	AP Devcich (101*)	BC Hiini (47)	v Otago	Hamilton	2011/12
8th	93*	TG Southee (66*)	GW Aldridge (26*)	v Auckland	Hamilton	2012/13
9th	117	DJ Mitchell (120)	JD Baker (48)	v Central Districts	New Plymouth	2015/16
10th	62	GW Aldridge (18)	IG Butler (40*)	v Canterbury	Hamilton	2003/04

Most Runs

JAH Marshall	3,755
ME Parlane	3,301
BJ Watling	2,965
DR Flynn	2,431
HJH Marshall	2,226
DJ Mitchell	2,166
MD Bailey	2,159
GE Bradburn	2,048
BA Young	2,000
BG Cooper	1,929

Highest Score

JAH Marshall	152*
DR Flynn	149
BJ Watling	145*
DR Flynn	143
DL Vettori	138
DR Flynn	135
DJ Mitchell	126*
SB Styris	123
DR Flynn	122*
ME Parlane	122

Best Batting Avg (min 250 runs)

KS Williamson	1,277	60.81
MP Maynard	395	43.89
BJ Watling	2,965	42.97
JG Wright	623	41.53
DJ Mitchell	2,166	39.38
CJ Anderson	589	37.93
DG Brownlie	1,356	37.67
SB Styris	1,924	37.00
JAH Marshall	3,755	35.42
NF Kelly	849	35.38

Most Catches

RG Hart	116
PD McGlashan	65
GE Bradburn	57
MN Hart	55
BJ Watling	53

Most Wickets

GW Aldridge	178
AR Tait	128
JAF Yovich	119
SB Styris	94
MN Hart	89
GE Bradburn	89
BJ Arnel	78
DR Tuffey	75
SB Doull	68
BP Martin	67

Best Bowling

BJ Barrett	6 - 12
GW Aldridge	5 - 34
DA Beard	5 - 34
DJ Nash	5 - 44
KS Williamson	5 - 51
AP Devcich	5 - 46
MN Hart	4 - 7
SB Doull	4 - 15
WP Fowler	4 - 16
BL Cairns	4 - 19

Best Batting S/R (min. 100 runs/balls)

JJ Boulton	396	107.61
BR Hampton	373	107.49
IS Sodhi	209	102.45
SB Doull	625	97.66
DL Vettori	1,099	95.98
CJ Anderson	569	93.74
BL Cairns	453	90.78
NF Kelly	659	90.03
TL Seifert	536	89.78
PD McGlashan	1,839	88.58

Runs per over

DA Beard	133	3.20
BL Cairns	210.4	3.36
CW Dickeson	263.4	3.52
CM Kuggeleijn	292.1	3.62
GE Bradburn	895.2	3.65
SR Gillespie	128	3.66
SA Thompson	364.4	3.73
BG Cooper	275	3.74
ADG Roberts	175.2	3.76
DF Potter	54	3.81

Men's Twenty20 Records

Matches

Played:	129
Won:	65
Tie:	1
Lost:	61
No Result:	2
Abandoned:	5

Highest innings total:	v Central Districts	2018/19	230 for 5
Most matches:	DR Flynn	2005/06 - 2018/19	94
Most runs:	AP Devcich	2005/06 - 2018/19	1,901
Most centuries:	BJ Watling	2004/05 - 2017/18	7
Most wickets:	AP Devcich	2005/06 - 2018/19	62
Most wicket-keeping dismissals:	PD McGlashan	2005/06 - 2011/12	40 (30ct, 10st)
Most runs in a season:	DR Flynn	2014/15	479
Most wickets in a season:	SC Kuggeleijn	2014/15	17
Most wicket-keeping dismissals in a season:	BJ Watling	2013/14	13 (11ct, 2st)
Most runs in an innings:	TL Seifert v Auckland	2017/18	107
Best bowling figures in an innings:	TS Nethula v Central Districts	2018/19	6-23
Most wicket-keeping dismissals in an innings:	TL Seifert v Central Districts	2018/19	4 (4ct)

Record Partnerships

1st	165	AP Devcich (92*)	BS Wilson (74)	v Wellington	Mt. Maunganui	2012/13
2nd	127*	BJ Hodge (68*)	BS Wilson (58*)	v Otago	Oamaru	2010/11
3rd	100*	BS Wilson (37*)	TR Birt (69*)	v Central Districts	Napier	2014/15
4th	98	BR Hampton (64)	DJ Mitchell (61)	v Central Districts	Napier	2018/19
5th	126	SJ Croft (81)	JS Foster (48)	v Otago	Hamilton	2012/13
6th	84*	CJ Anderson (47*)	TL Seifert (39*)	v Central Districts	New Plymouth	2015/16
7th	80	Daryl Mitchell (32*)	IS Sodhi (51)	v Wellington	Hamilton	2017/18
8th	35	AP Devcich (28)	RR Shutte (19)	v Auckland	Hamilton	2005/06
9th	47*	TG Southee (35*)	BE Scott (16*)	v Otago	Invercargill	2009/10
10th	18*	BE Scott (20*)	BJ Arnel (3*)	v Canterbury	Christchurch	2009/10

Most Runs

AP Devcich	1,901
DR Flynn	1,691
DJ Mitchell	1,380
BJ Watling	1,217
BS Wilson	1,062
DG Brownlie	1,058
PD McGlashan	854
TL Seifert	806
SB Styris	712
CJ Anderson	692

Highest Score

TL Seifert	107
KS Williamson	101*
DG Brownlie	99
PD McGlashan	94
AP Devcich	92*
BS Wilson	91
AP Devcich	90*
AP Devcich	88*
DJ Mitchell	88*
HJH Marshall	86*

Most Matches

DR Flynn	94
AP Devcich	89
DJ Mitchell	73
BJ Watling	62
SC Kuggeleijn	58
BJ Arnel	53
GW Aldridge	48
JJ Boulton	47
PD McGlashan, TL Seifert	46
TG Southee, BS Wilson	46

Most Catches

DJ Mitchell	38
BJ Watling	33
PD MCGlashan	30
TL Seifert	29
AP Devcich	28
DG Brownlie	27
DR Flynn	26
SC Kuggeleijn	24
JAH Marshall	20
TG Southee	17

Most Wickets

AP Devcich	62
SC Kuggeleijn	58
TG Southee	51
IS Sodhi	47
BJ Arnel	45
JJ Boulton	43
GW Aldridge	41
BE Scott	37
DL Vettori	33
TA Boulton, B Laughlin, JAF Yovich	28

Best Bowling

TS Nethula	6 - 23
B Laughlin	6 - 28
AP Devcich	4 - 12
BE Scott	4 - 13
SC Kuggeleijn	4 - 18
GW Aldridge	4 - 19
AP Devcich	4 - 19
BJ Arnel	4 - 22
JJ Boulton	4 - 23
AP Devcich	4 - 27

Best Batting S/R (min. 200 runs)

DJ Harris	289	148.97
DG Brownlie	1,058	144.10
SB Styris	712	143.55
BR Hampton	322	142.48
KJ O'Brien	218	140.65
PD McGlashan	854	139.51
CJ Anderson	692	138.12
MJ Santner	302	137.90
TL Seifert	806	133.00
HJH Marshall	304	128.18

Runs per over (min. 20 overs)

DL Vettori	113.4	6.46
KS Williamson	58	6.69
MJ Santner	66	7.03
SB Styris	89.2	7.14
JJ Boulton	151	7.19
AP Devcich	186.3	7.19
B Laughlin	65	7.20
BP Martin	71	7.35
IS Sodhi	175.1	7.36
KJ Abbott	21.2	7.36

FOR THE RECORD

ND Women's Representatives

MJ Adler	2002/03	2	HJ Partridge	1999/00 - 01/02	21
KG Anderson	2014/15 - 18/19	72	NH Patel	2016/17 - 18/19	29
NM Anderson	2008/09 - 09/10	1	BM Perry	2016/17 - 18/19	19
J Antounovich	2000/01	3	AM Peterson	2007/08 - 13/14	72
HH Arndt	2009/10 - 11/12	36	NA Pratt	1999/00 - 00/01	18
EL Bailey	2008/09 - 09/10	17	PR Prestwell	2014/15	1
EL Baker	2018/19	5	KL Pulford	2006/07 - 09/10	46
HJ Beatson	2009/10 - 10/11	24	EAJ Richardson	2018/19	16
MC Beggs	2007/08	2	TG Robinson	2012/13	3
BM Bezuidenhout	2016/17 - 18/19	46	BL Roderick	2002/03	7
VJ Brown	2000/01 - 04/05	40	AJ Rout	2012/13 - 18/19	59
NJ Browne	1999/00 - 14/15	177	SEA Ruck	2014/15	14
SJ Carnachan	2013/14 - 15/16	28	CL Russell	2007/08	6
NH Carruthers	2002/03	5	KL Samkin	2005/06 - 07/08	32
K Carswell	2016/17	12	SA Sandilands	1999/00 - 00/01	18
JR Coleman	2011/12 - 12/13	9	CM Sarsfield	2014/15 - 18/19	10
SRH Curtis	2016/17 - 18/19	53	SMP Sim	2004/05	10
NC Dodd	2007/08 - 17/18	155	J Simpson	2002/03	4
CEC Dodunski	2010/11 - 11/12	13	A Soma	2001/02	7
EC Drumm	2005/06	12	KB Spence	1999/00 - 01/02	25
CM Edwards	2000/01 - 02/03	13	JM Stafford	1999/00 - 02/03	25
NP Edwards	2007/08 - 15/16	61	NE Stalenburg	2012/13	15
C Esterhuizen	2017/18 - 18/19	36	AP Stowers	2004/05	3
HL Ferling	2014/15 - 15/16	3	A Swart	2008/09	11
JM Fraser	1999/00 - 14/15	83	MA Taylor	2007/08	9
AK Gardner	2015/16	2	AM Te Wake	2005/06	1
CE Garrood	2002/03	3	KM Thompson	2004/05	2
KJ Gibson	1999/00	7	KA Tomlinson	2005/06 - 16/17	93
MC Godliman	2007/08	15	HS Trollip	2011/12	1
KM Goodson	2002/03 - 05/06	32	DM Trow	1999/00	10
TM Gould	2004/05 - 07/08	44	JC Ulyyett	2003/04 - 06/07	39
CA Gurrey	2014/15 - 18/19	70	FL Vaelua Pula	2017/18	17
BM Halliday	2012/13 - 18/19	70	EJ Villani	2014/15	3
NM Hancock	2015/16	8	RF Vincent	2007/08 - 11/12	30
MJ Hannay	2000/01 - 06/07	56	SF White	1999/00	6
JA Hardcare	2010/11 - 11/12	5	AJ Wilkins	1999/00 - 09/10	106
GA Harris	2018/19	1	EM Wilson	2008/09 - 10/11	33
TL Hickson	2001/02 - 16/17	15			
KS Hill	2000/01	3			
TF Hollis	2016/17 - 17/18	10			
WL Horneman	2009/10	15			
HR Huddleston	2005/06 - 08/09	44			
SA Hutchens	2001/02 - 03/04	15			
MN Hyde	2017/18 - 18/19	30			
HNK Jensen	2015/16	5			
KT Johnson	2011/12 - 13/14	16			
RJ Kember	2001/02	6			
BN Kirkbride	2008/09 - 14/15	79			
MA Knight	2012/13 - 16/17	36			
MF Lay	2012/13	1			
AJ Lenssen	2000/01 - 04/05	19			
FC Leydon-Davis	2009/10 - 2018/19	119			
RSM Lili'i	2017/18	18			
OR Lobb	2013/14 - 18/19	10			
SA McElroy	1999/00	5			
K McGill	2016/17	12			
LE Milliken	1999/00 - 08/09	75			
BL Mooney	2014/15	3			
KB Moore	1999/00 - 04/05	20			
PK Moore	1999/00	1			
DJ Mowlem	2003/04	2			
LS Mulivai	2018/19	15			
MP Murphy	2003/04 - 06/07	38			
KA Neilson	2010/11	7			
MJG Nielsen	2007/08 - 13/14	78			
C O'Neill	2003/04	8			
EJ Parker	2012/13- 16/17	46			

FOR THE RECORD

NZ Representation (Women)

Bastion	Helen Rachel	1996
Bezuidenhout	Bernadine Michelle	2018-2018/19
Browne	Nicola Jane	2003/04-2014/15
Curtis	Samantha Rae Haereakau	2016/17-2017/18
Dodd	Natalie Claire	2009/10-2017/18
Drumm	Emily Cecila	2005/06
Gurrey	Caitlin Ann	2018/19
Jensen	Hayley Nicole Kayla	2015/16
Leydon-Davis	Felicity Carol	2013/14-2015/16
Milliken	Louise Elizabeth	2003/04-2006/07
Nielsen	Morna Jessie Godwin	2011/12-2013/14
Peterson	Anna Michelle	2011/12-2013/14
Pulford	Kate Louise	1998/90 -2009/10
Ruck	Sian	2014
Trow	Donna Marie	1999

Women's Captains

1999/00 - 01/02	Anna Wilkins
2002/03	Janice Fraser
2003/04 - 06/07	Nicola Browne
2007/08 - 09/10	Anna Wilkins
2010/11	Nicola Browne
2011/12	Morna Nielson
2012/13	Nicola Browne
	Morna Nielson
2013/14	Natalie Dodd
	Morna Nielson
2014/15	Janice Fraser
2015/16	Brooke Halliday
2016/17	Natalie Dodd
	Brooke Halliday
2017/18	Natalie Dodd
2018/19	Samantha Curtis

Women's List-A Records

Matches

Played:	177
Won:	39
Lost:	131
Tie:	1
No Result:	5
Abandoned:	9

Highest innings total:	vs Canterbury	2018/19	312 for 2
Most matches:	NJ Browne	1999/00-2014/15	133
Most runs:	NJ Browne	1999/00-2014/15	3957
Most centuries:	NC Dodd	2007/08-2017/18	7
Most wickets:	NJ Browne	1999/00-2014/15	144
Most wicket-keeping dismissals:	JC Ulyyet	2003/04-2006/07	27
Most runs in a season:	NC Dodd	2012/13	692
Most wickets in a season:	JM Stafford, NJ Browne	2000/01, 2009/10	19
Most wicket-keeping dismissals in a season:	KB Spence, TM Gould, BM Bezuidenhout	2000/01, 2007/08 2016/17	12 (8ct, 4st), (11ct, 1st) 12 (9ct, 3st)
Most runs in an innings:	KG Anderson v Canterbury	2018/19	160*
Best bowling figures in an innings:	BN Kirkbride v Central Districts	2010/11	5-11
Most wicket-keeping dismissals in an innings:	BM Bezuidenhout v Central Districts	2016/17	5 (5ct)

Record Partnerships

1st	164	KL Pulford (130)	NC Dodd (46)	vs Canterbury	Whangarei	2009/10
2nd	155	NC Dodd (93)	EJ Parker (48)	vs Auckland	Whangarei	2016/17
3rd	308*	KG Anderson (160*)	FC Leydon-Davis (131*)	vs Canterbury	Hamilton	2018/19
4th	137	EC Drumm (76)	NJ Browne (84)	vs Canterbury	Hamilton	2005/06
5th	101	NC Dodd (113)	FC Leydon-Davis (27*)	vs Canterbury	Hamilton	2014/15
6th	138*	NJ Browne (94*)	LE Milliken (60*)	vs Auckland	Auckland	2005/06
7th	122	RF Vincent (41)	MJG Nielsen (79*)	vs Otago	Lincoln	2011/12
8th	81	LS Mulivai (63)	BM Perry (34)	vs Central Districts	New Plymouth	2016/17
9th	69	NJ Browne (84*)	KA Tomlinson (16)	vs Wellington	Wellington	2007/08
10th	52	HR Huddleston (26*)	MA Taylor (19*)	vs Otago	Mt. Maunganui	2007/08

Most Runs

NJ Browne	3,957
NC Dodd	2,958
AJ Wilkins	1,569
JM Fraser	1,260
KA Tomlinson	1,015
KL Pulford	994
FC Leydon-Davis	746
TM Gould	729
CA Gurrey	622
LE Milliken	588

Highest Score

KG Anderson	160*
FC Leydon-Davis	131*
KL Pulford	130
CM Edwards	120
CM Edwards	119*
NC Dodd	118
EC Drumm	116
EC Drumm	115
NJ Browne	115
NC Dodd	113*

Most Matches

NJ Browne	133
NC Dodd	93
AJ Wilkins	92
JM Fraser	76
LE Milliken	72
KA Tomlinson	67
MJ Hannay	56
FC Leydon-Davis	55
MJG Nielsen	44
BN Kirkbride	43

Most Catches

NJ Browne	49
NC Dodd	28
AJ Wilkins	26
JC Ulyyet	24
JM Fraser	21

Most Wickets

NJ Browne	144
LE Milliken	71
FC Leydon-Davis	58
KL Pulford	52
MJ Hannay	40
BN Kirkbride	35
MJG Nielsen	34
KG Anderson	30
MP Murphy	30
HJ Partridge	23

Best Bowling

BN Kirkbride	5 - 11
FC Leydon-Davis	5 - 18
FC Leydon-Davis	5 - 22
AM Peterson	5 - 24
NJ Browne	5 - 31
HJ Partridge	5 - 34
SA McElroy	4 - 12
BN Kirkbride	4 - 24
EM Wilson	4 - 25
FC Leydon-Davis	4 - 26

Women's Twenty20 Records

Matches

Played:	74
Won:	20
Lost:	50
Abandoned:	4

Highest innings total:	Vs Central Districts	2016/17	182 for 2
Most matches:	NC Dodd	2007/08-2017/18	62
Most runs:	NJ Browne	2007/08-2014/15	1,060
Most wickets:	NJ Browne	2007/08-2014/15	30
Most runs in a season:	CA Gurrey	2018/19	298
Most wickets in a season:	C Esterhuizen	2017/18	11
Most wicket-keeping dismissals in a season:	NC Dodd	2011/12	8
Most runs in an innings:	Karen Pulford	2008/09	83*
Best bowling figures in an innings:	NJ Browne	2011/12	4-17
Most wicket-keeping dismissals in an innings:	NC Dodd, BM Bezuidenhout	2011/12, 2016/17	4

Record Partnerships

1st	112	CA Gurrey (79)	BM Bezuidenhout (49)	vs Otago	Alexandra	30/12/18
2nd	111	NC Dodd (70*)	BM Bezuidenhout (61)	vs Central Districts	Napier	03/02/17
3rd	70*	NC Dodd (63*)	BM Bezuidenhout (28*)	vs Canterbury	Lincoln	27/12/16
4th	69	NJ Browne (58)	NC Dodd (25)	vs Canterbury	Christchurch	03/01/12
5th	70	NJ Browne (47*)	WL Horneman (22)	vs Canterbury	Whangarei	29/12/09
6th	37	B Halliday (43)	FC Leydon-Davis (9)	vs Canterbury	Christchurch	02/01/16
7th	44	HH Arndt (31*)	FC Leydon-Davis (18*)	vs Auckland	Hamilton	21/01/11
8th	18	FC Leydon-Davis (22)	CEC Dodunski (8)	vs Central Districts	Mt. Maunganui	02/12/11
9th	26	EM Wilson (13)	FC Leydon-Davis (16*)	vs Canterbury	Christchurch	09/01/11
10th	11	FC Leydon-Davis (22)	RF Vincent (8*)	vs Central Districts	Mt. Maunganui	02/12/11

Most Runs

NJ Browne	1,060
NC Dodd	1,011
BM Bezuidenhout	412
AM Peterson	395
CA Gurrey	378
KL Pulford	340
KA Tomlinson	325
FC Leydon-Davis	322
AJ Wilkins	256
MJG Nielsen	224

Highest Score

KL Pulford	83*
CA Gurrey	79
BM Bezuidenhout	77*
NC Dodd	70*
AJ Wilkins	67*
BM Bezuidenhout	65
BM Bezuidenhout	64
NC Dodd	63*
BM Bezuidenhout	62
KL Pulford	61

Most Matches

NC Dodd	62
FC Leydon-Davis	45
NJ Browne	44
BN Kirkbride	36
MJG Nielsen	34
AM Peterson	32
NP Edwards	27
KA Tomlinson	26
KG Anderson	23
CA Gurrey	23

Most Wickets

NJ Browne	30
FC Leydon-Davis	23
MJG Nielsen	20
BN Kirkbride	16
RF Vincent	15

Best Bowling

NJ Browne	4 - 17
NH Patel	4 - 19
C Esterhuizen	4 - 31
KA Tomlinson	3 - 11
NH Patel	3 - 13
AJ Rout	3 - 15
NC Dodd	3 - 16
BN Kirkbride	3 - 18
SEA Ruck	3 - 19
FC Leydon-Davis	3 - 21

Financial Statements

Northern Districts Cricket Association Incorporated
For the year ended 31 July 2019

Prepared by Maisey Harris & Co Limited

Northern Districts Cricket Association Incorporated

Contents

3	Entity Information
4	Approval of Financial Report
5	Independent Auditor's Report
7	Statement of Financial Performance
8	Statement of Changes in Net Assets/Equity
9	Statement of Financial Position
10	Statement of Cash Flows
11	Statement of Accounting Policies
12	Notes to the Financial Statements

Entity Information

Northern Districts Cricket Association Incorporated For the year ended 31 July 2019

Legal Name of Entity

Northern Districts Cricket Association Incorporated

Entity Type and Legal Basis

Incorporated Society

Registration Number

213279

Entity's Purpose or Mission

Promotion and administration of cricket in the Northern Districts region

Board of Directors

Michelle Hollands (Chair)

James Gibson

Richard Riley

Paul Heath

Fraser Lellman

Kylie Hawker-Green

Martin Bradley

Peter McGlashan (ceased on 10 June 2019)

President

Jeff Freeman

Physical Address

Seddon Park, 50 Seddon Park Road, Hamilton, 3240

Postal Address

PO Box 1347, Waikato Mail Centre, Hamilton, New Zealand, 3240

Approval of Financial Report

Northern Districts Cricket Association Incorporated For the year ended 31 July 2019

The Directors are pleased to present the approved financial report including the historical financial statements of Northern Districts Cricket Association for year ended 31 July 2019.

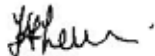
APPROVED



Michelle Hollands

Chair

Date 1st November 2019



Fraser Lellman

Board Member

Date 1st November 2019

INDEPENDENT AUDITOR'S REPORT

To the Members of Northern Districts Cricket Association Incorporated

Report on the Audit of the Financial Statements

Opinion

We have audited the financial statements of Northern Districts Cricket Association Incorporated (the Society) on pages 7 to 24, which comprise the statement of financial position as at 31 July 2019, and the statement of financial performance, statement of changes in net assets/equity and statement of cash flows for the year then ended, and notes to the financial statements, including significant accounting policies.

In our opinion, the accompanying financial statements present fairly, in all material respects, the financial position of the Society as at 31 July 2019, and its financial performance and its cash flows for the year then ended in accordance with Public Benefit Entity Standards Reduced Disclosure Regime ('PBE Standards RDR').

Our report is made solely to the Members of the Society. Our audit work has been undertaken so that we might state to the Members of the Society those matters we are required to state to them in an auditor's report and for no other purpose. To the fullest extent permitted by law, we do not accept or assume responsibility to anyone other than the Members of the Society as a body, for our audit work, for our report or for the opinions we have formed.

Basis for Opinion

We conducted our audit in accordance with International Standards on Auditing (New Zealand) ('ISAs (NZ)'). Our responsibilities under those standards are further described in the *Auditor's Responsibilities for the Audit of the Financial Statements* section of our report. We are independent of the Society in accordance with Professional and Ethical Standard 1 (Revised) *Code of Ethics for Assurance Practitioners* issued by the New Zealand Auditing and Assurance Standards Board and the International Ethics Standards Board for Accountants' *Code of Ethics for Professional Accountants* ('IESBA Code'), and we have fulfilled our other ethical responsibilities in accordance with these requirements and the IESBA Code. We believe that the audit evidence we have obtained is sufficient and appropriate to provide a basis for our opinion.

Other than in our capacity as auditor we have no relationship with, or interests in, Northern Districts Cricket Association Incorporated.

Responsibilities of the Board for the Financial Statements

The Board is responsible on behalf of the Society for the preparation and fair presentation of the financial statements in accordance with PBE Standards RDR, and for such internal control as the Board determine is necessary to enable the preparation of the financial statements that are free from material misstatement, whether due to fraud or error.

In preparing the financial statements, the Board is responsible on behalf of the Society for assessing the Society's ability to continue as a going concern, disclosing, as applicable, matters related to going concern and using the going concern basis of accounting unless the Members either intend to liquidate the Society or to cease operations, or have no realistic alternative but to do so.

Auditor's Responsibilities for the Audit of the Financial Statements

Our objectives are to obtain reasonable assurance about whether the financial statements as a whole are free from material misstatement, whether due to fraud or error, and to issue an auditor's report that includes our opinion. Reasonable assurance is a high level of assurance, but is not a guarantee that an audit conducted in accordance with ISAs (NZ) will always detect a material misstatement when it exists. Misstatements can arise from fraud or error and are considered material if, individually or in the aggregate, they could reasonably be expected to influence the economic decisions of users taken on the basis of these financial statements.

A further description of the auditor's responsibilities for the audit of the financial statements is located at the External Reporting Board's website at:

<https://xrb.govt.nz/standards-for-assurance-practitioners/auditors-responsibilities/audit-report-8/>

The engagement partner on the audit resulting in this independent auditor's report is Gavin Ghuman.



BAKER TILLY STAPLES RODWAY AUDIT LIMITED

Hamilton, New Zealand

1 November 2019

Statement of Financial Performance

Northern Districts Cricket Association Incorporated

For the year ended 31 July 2019

	NOTES	2019	2018
Revenue			
Revenue from non-exchange transactions	2	1,514,753	1,497,754
Revenue from exchange transactions	2	3,674,887	3,442,028
Total Revenue		5,189,640	4,939,782
Expenses			
Administrative expenses	3	505,626	423,387
Commercial & Marketing		989,175	1,055,698
Match & Team Costs		590,297	575,772
Player Payments		961,583	909,166
Remuneration & related expenses		1,383,862	1,173,769
Grants - Community		649,000	592,156
Depreciation	7	50,266	90,580
Loss on disposal of property, plant and equipment		-	3,639
Total Expenses		5,129,809	4,824,167
Net Finance Income			
Finance Income		10,696	7,866
Dividend Income		6,047	5,431
Interest Income		5,564	5,233
Interest Expense		-	(121)
Total Net Finance Income		22,307	18,409
Surplus for the Year		82,137	134,024
Other comprehensive revenue and expenses			
Gain on revaluation of available for sale financial assets		41,671	61,714
Total comprehensive revenue and expenses for the year		123,808	195,738



Statement of Changes in Net Assets/Equity

Northern Districts Cricket Association Incorporated

For the year ended 31 July 2019

	AFS Fair Value Reserve	Accumulated Surpluses	Total
Balance as at 1 August 2017	7,860	737,027	744,887
Surplus for the year	-	134,024	134,024
Other comprehensive revenue and expenses for the year	61,714	-	61,714
<i>Total comprehensive revenue and expenses for the year</i>	<u>61,714</u>	<u>134,024</u>	<u>195,738</u>
Closing balance as at 31 July 2018	<u>69,574</u>	<u>871,051</u>	<u>940,625</u>
	AFS Fair Value Reserve	Accumulated Surpluses	Total
Opening balance as at 1 August 2018	69,574	871,051	940,625
Surplus for the year	-	82,137	82,137
Other comprehensive revenue and expenses for the year	41,671	-	41,671
<i>Total comprehensive revenue and expenses for the year</i>	<u>41,671</u>	<u>82,137</u>	<u>123,808</u>
Closing balance as at 31 July 2019	<u>111,245</u>	<u>953,188</u>	<u>1,064,433</u>



Statement of Financial Position

Northern Districts Cricket Association Incorporated

As at 31 July 2019

	NOTES	2019	2018
Assets			
Current Assets			
Cash & Cash Equivalents	4	539,810	503,582
Investments	5	576,312	453,944
Inventories	6	45,469	44,075
Prepayments		39,758	5,997
Prepaid Lease	11	78,050	78,050
Receivable - exchange transactions		55,757	57,573
Total Current Assets		1,335,156	1,143,221
Non-Current Assets			
Property, Plant and Equipment	7	117,095	142,650
Investments	5	84,280	125,250
Prepaid Lease	11	30,700	108,750
Total Non-Current Assets		232,075	376,650
Total Assets		1,567,231	1,519,871
Liabilities			
Current Liabilities			
Credit Cards	4	3,354	3,362
Creditors and accrued expenses	8	111,744	109,653
Goods and services tax		2,346	2,780
Deferred Revenue	9	281,995	329,006
Employee Entitlements	10	71,359	70,445
Lease Liability	11	32,000	32,000
Total Current Liabilities		502,798	547,246
Non-Current Liabilities			
Lease Liability	11	-	32,000
Total Non-Current Liabilities		-	32,000
Total Liabilities		502,798	579,246
Net Assets		1,064,433	940,625
Accumulated Funds			
Accumulated surpluses or (deficits)		953,188	871,051
Available for sale fair value reserve		111,245	69,574
Total Accumulated Funds		1,064,433	940,625



Statement of Cash Flows

Northern Districts Cricket Association Incorporated
For the year ended 31 July 2019

	Note	2019	2018
Cash Flows from Operating Activities			
Cash was provided from			
Receipts from sponsorship, grants and other activities		5,070,806	4,944,360
Net GST received		76	261
Interest Received, dividends and other investments		1,477	11,536
Total Cash was provided from		5,072,359	4,956,157
Cash was disbursed to			
Payments to suppliers, Employees and Associations		(4,962,328)	(4,711,992)
Interest Paid		-	(121)
Total Cash was applied to		(4,962,328)	(4,712,113)
Total Cash Flows from Operating Activities		110,031	244,044
Cash Flows from Investing Activities			
Cash was disbursed to			
Fixed Asset Additions		(24,711)	(15,149)
Purchase of financial assets		(17,092)	(800)
Total Cash was applied to		(41,803)	(15,949)
Total Cash Flows from Investing and Financing Activities		(41,803)	(15,949)
Cash flows from Financing Activities			
Cash was disbursed to			
Loan repayments		(32,000)	(32,000)
Total Cash was applied to		(32,000)	(32,000)
Total Cash flows from financing activities		(32,000)	(32,000)
Net Increase/(Decrease) in Cash		36,228	196,095
Bank Accounts and Cash			
Opening cash		503,582	307,487
Closing cash	4	539,810	503,582
Net change in cash for period		36,228	196,095

Statement of Accounting Policies

Northern Districts Cricket Association Incorporated For the year ended 31 July 2019

1. Statement of Accounting Policies

Reporting Entity

Northern Districts Cricket Association Incorporated ("Northern Districts Cricket") is incorporated under the Incorporated Societies Act 1908.

Northern Districts Cricket is a public entity for the purposes of financial reporting in accordance with the Financial Reporting Act 2013.

Statement of Compliance

The financial statements have been prepared in accordance with New Zealand Generally Accepted Accounting Practice ("NZ GAAP"). They comply with Public Benefit Entity Standards Reduced Disclosure Regime ("PBE Standards RDR") and Public Benefit Entity International Public Sector Accounting Standards ("PBE IPSAS") that have been authorised for use by the External Reporting Board for Not-for-Profit entities.

Northern Districts Cricket is a public benefit not for profit and is eligible to apply Tier 2 PBE standards on the basis that it does not have public accountability and is not defined as large.

Measurement Basis

Unless otherwise stated, the measurement base is that of historical cost. Reliance is placed on the fact that Northern Districts Cricket is a going concern.

Functional and presentation currency

The financial statements are presented in New Zealand dollars (\$) which is the entity's functional currency, rounded to the nearest dollar.

There has been no change in the functional currency.

Use of judgements and estimates

The preparation of the financial statements requires the Board and management to make judgements, estimates and assumptions that affect the application of accounting policies and the reported amounts of assets, liabilities, income and expenses. Actual results may differ from those estimates.

Estimates and underlying assumptions are reviewed on an ongoing basis. Revisions to accounting estimates are recognised in the period in which the estimates are revised and in any future periods affected.

(a) Judgements

Judgements made in applying accounting policies that have had the most significant effects on the amounts recognised in the financial statements is revenue recognition- non-exchange revenue (conditions vs. restrictions).

(b) Assumptions and estimation uncertainties

Assumptions and estimation uncertainties that have a significant risk of resulting in a material adjustment in the year ending 31 July 2019 is the useful life, recoverable amount and depreciation method and rate of property, plant and equipment.

(c) Changes in accounting estimates

The accounting policies set out below have been applied consistently to all periods presented in these financial statements and have been applied consistently by Northern Districts Cricket.



Notes to the Financial Statements

Northern Districts Cricket Association Incorporated For the year ended 31 July 2019

2. Specific Accounting Policies

The following specific accounting policies have been used in preparing these financial statements.

Revenue

Revenue is recognised when the amount of revenue can be measured reliably and it is probable that economic benefits will flow to Northern Districts Cricket and is measured at the fair value of the consideration received or receivable.

The following specific recognition criteria in relation to Northern Districts Cricket's revenue streams must also be met before revenue is recognised.

Revenue from non-exchange transactions

Non-exchange transactions are those where Northern Districts Cricket receives an inflow of resources but provides no (or nominal) direct consideration in return. With the exception of services-in-kind, inflows of resources from non-exchange transactions are only recognised as assets where both:

- it is probable that the associated future economic benefit or service potential will flow to Northern Districts Cricket, and
- fair value is reliably measurable.

Inflow of resources from non-exchange transactions that are recognised as assets are recognised as non-exchange revenue, to the extent that a liability is not recognised in respect to the same inflow.

Liabilities are recognised in relation to inflows of resources from non-exchange transactions when there is a resulting present obligation as a result of the non-exchange transactions, where both:

- it is probable that an outflow of resources embodying future economic benefit or service potential will be required to settle the obligation, and
- the amount of the obligation can be reliably estimated.

The following specific recognition criteria in relation to Northern Districts Cricket's non-exchange transaction revenue streams must also be met before revenue is recognised.

Grants from New Zealand Cricket - General Funding and other non-exchange revenue

New Zealand Cricket (NZC) - General Funding and other non-exchange revenue is recognised when the conditions attached to the grant have been complied with. Where there are unfulfilled conditions attached to the grant, the amount relating to the unfulfilled condition is recognised as a liability and released to revenue as the conditions are fulfilled. Stipulations that are 'conditions' specifically require Northern Districts Cricket to return the inflow of resources received if they are not utilised in the way stipulated, resulting in the recognition of a non-exchange liability that is subsequently recognised as non-exchange revenue as and when the 'conditions' are satisfied.

Stipulations that are 'restrictions' that do not specifically require Northern Districts Cricket to return the inflow of resources received if they are not utilised in the way stipulated, do not result in the recognition of a non-exchange liability, resulting in the immediate recognition of non-exchange revenue.



Notes to the Financial Statements

Northern Districts Cricket Association Incorporated
For the year ended 31 July 2019

MAISEY HARRIS & CO

Revenue from exchange transactions

Gate Receipts

Entrance fees for functions and events are recorded as revenue when the function or event takes place and are measured at the fair value of the consideration received or receivable.

Commercial Activities

Hosting and hospitality income is recorded as revenue when the function or event takes place and is measured at the fair value of the consideration received or receivable.

Coaching & facilities

Revenue is recognised immediately where members, groups or individuals purchase specific services relating to coaching and development courses. At year end any revenues for which the conditions of receipt have not been met are then transferred to deferred revenue. Once the conditions have been met, the revenue is recognised in that financial year.

Sponsorship Revenue

Northern Districts Cricket receives cash and non-cash sponsorship in the form of goods and services. The fair value of the cash, goods and services received is recognised as Sponsorship revenue when it is probable that the associated future economic benefit or service potential will flow to the entity, and the fair value is reliably measurable.

Grant Revenue from NZ Cricket, Funding Organisations and Other Grants

Grant revenue, with the exception of NZC General Funding as discussed above, is recognised when the conditions attached to the grant have been complied with. Where there are unfulfilled conditions attaching to the grant, the amount relating to the unfulfilled condition is recognised as a liability and released to revenue as the conditions are fulfilled.

Employee Benefits

Liabilities for wages and salaries, annual leave and accumulating sick leave are recognised in surplus or deficit during the period in which the employee provided the related services. Liabilities for the associated benefits are measured at the amounts expected to be paid when the liabilities are settled.



Notes to the Financial Statements

MAISEY HARRIS & CO

Northern Districts Cricket Association Incorporated
For the year ended 31 July 2019

Financial instruments

Northern Districts Cricket initially recognises financial instruments when Northern Districts Cricket becomes a party to the contractual provisions of the instrument.

Derecognition

Northern Districts Cricket derecognises a financial asset when the contractual rights to the cash flows from the asset expire, or it transfers the rights to receive the contractual cash flows in a transaction in which substantially all the risks and rewards of ownership of the financial asset are transferred. Any interest in transferred financial assets that is created or retained by Northern Districts Cricket is recognised as a separate asset or liability.

Financial assets and liabilities are offset and the net amount presented in the statement of financial position when, and only when, Northern Districts Cricket has a legal right to offset the amounts and intends either to settle on a net basis or to realise the asset and settle the liability simultaneously.

Initial Recognition and Measurement

Northern Districts Cricket classifies financial assets into the following categories: fair value through surplus or deficit, held-to-maturity, loans and receivables, and available-for-sale.

Northern Districts Cricket's financial assets include: cash and cash equivalents, receivable from exchange transactions, quoted and unquoted investments. Subsequent measurement is dependent on the classification of the financial instrument, and is specifically detailed in the accounting policies below.

The fair value of financial instruments that are traded in active markets at each reporting date is determined by reference to quoted market prices, without any deduction for transaction costs.

Financial assets at fair value through surplus or deficit

Financial assets at fair value through surplus or deficit include financial assets held for trading and financial assets designated upon initial recognition at fair value through surplus or deficit. Financial assets are classified as held for trading if they are acquired for the purpose of selling or repurchasing in the near term.

Northern District Cricket has not designated any financial assets at fair value through surplus or deficit.

Held-to-maturity

Non-derivative financial assets with fixed or determinable payments and fixed maturities are classified as held-to-maturity when Northern Districts Cricket has the positive intention and ability to hold them to maturity.

Held-to-maturity financial assets are subsequently measured at amortised cost using the effective interest method, less any impairment losses. Northern Districts Cricket did not have any held-to-maturity investments during the years ended 2019 and 2018.



Notes to the Financial Statements

MAISEY HARRIS & CO

Northern Districts Cricket Association Incorporated
For the year ended 31 July 2019

Loans and receivables

Loans and receivables are financial assets with fixed or determinable payments that are not quoted in an active market. Loans and receivables are subsequently measured at amortised cost using the effective interest method, less any impairment losses.

Loans and receivables comprise cash and cash equivalents and receivables from exchange transactions. Cash and cash equivalents represent highly liquid investments that are readily convertible into a known amount of cash with an insignificant risk of changes in value, with maturities of 3 months or less.

Available-for-sale financial assets

Available-for-sale financial assets are non-derivative financial assets that are designated as available-for-sale or are not classified in any of the above categories of financial assets. Available-for-sale financial assets are subsequently measured at fair value with unrealised gains or losses recognised in other comprehensive revenue and expense and presented in the AFS fair value reserve within net assets/equity, less impairment. Upon derecognition, the accumulated gain or loss within net assets/equity is recognised in surplus or deficit. When investment is determined to be impaired, the cumulative loss is reclassified from the reserve to the statement of financial performance. Available-for-sale financial assets comprise equity investments and debt security.

Amortised cost financial liabilities

Financial liabilities classified as amortised cost are non-derivative financial liabilities that are not classified as fair value through surplus or deficit financial liabilities. Financial liabilities classified as amortised cost are subsequently measured at amortised cost using the effective interest method. Financial liabilities classified as amortised cost comprise trade and other payables.

Derecognition

A financial liability is derecognised when the obligation under the liability is discharged or cancelled, or expires. When an existing financial liability is replaced by another from the same lender on substantially different terms, or the terms of an existing liability are substantially modified, such an exchange or modification is treated as the derecognition of the original liability and the recognition of a new liability. The difference in the respective carrying amounts is recognised in surplus or deficit.

Impairment of financial assets

A financial asset is assessed at each reporting date to determine whether there is objective evidence that it is impaired. A financial asset is impaired if there is objective evidence of impairment as a result of one or more events that occurred after the initial recognition of the asset, and that the loss event had an impact on the estimated future cash flows of that asset that can be estimated reliably.

Objective evidence that financial assets are impaired includes default or delinquency by a counterparty, indications that a counterparty or issuer will enter bankruptcy, economic conditions that correlate with defaults or the disappearance of an active market for a security. In addition, for an equity security classified as an available-for-sale financial asset, a significant or prolonged decline in its fair value below its cost is objective evidence of impairment.



Notes to the Financial Statements

MAISEY HARRIS & CO

Northern Districts Cricket Association Incorporated
For the year ended 31 July 2019

Financial assets carried at amortised cost (loans and receivables)

Northern Districts Cricket considers evidence of impairment for financial assets measured at amortised cost (loans and receivables) at both a specific asset and collective level. All individually significant assets are assessed for specific impairment. Those found not to be specifically impaired are then collectively assessed for any impairment that has been incurred but not yet identified. Assets that are not individually significant are collectively assessed for impairment by Northern Districts Cricket together with assets with similar risk characteristics. In assessing collective impairment Northern Districts Cricket uses historical trends of the probability of default adjusted for management's judgement as to whether current economic and credit conditions are such that the actual losses are likely to be greater or less than suggested by historical trends. An impairment loss in respect of a financial asset measured at amortised cost is calculated as the difference between its carrying amount and the present value of the estimated future cash flows discounted at the asset's original effective interest rate.

Losses are recognised in surplus or deficit and reflected in an allowance account against loans and receivables or held-to-maturity financial assets. Interest on the impaired asset continues to be recognised. When an event occurring after the impairment was recognised causes the amount of impairment loss to decrease, the decrease in impairment loss is reversed through surplus or deficit. Individual trade receivables that are known to be uncollectible are written off when identified, along with associated allowances.

Financial assets classified as available for sale

For Available-for-sale ("AFS") financial assets, Northern District Cricket assesses at each reporting date whether there is objective evidence that an investment or a group of investments is impaired.

In the case of equity investments classified as AFS, objective evidence would include a significant or prolonged decline in the fair value of the investment below its cost. 'Significant' evaluated against the original cost of the investment and 'prolonged' against the period in which the fair value has been below its original cost.

When there is evidence of impairment, the cumulative loss – measured as the difference between the acquisition cost and the current fair value, less any impairment loss on that investment previously recognised in surplus or deficit – is removed from net assets/equity and recognised in surplus or deficit.

Impairment losses on equity investments are not reversed through surplus or deficit; increases in their fair value after impairment are recognised in other comprehensive revenue and expense.

In the case of debt instruments classified as AFS, the impairment is assessed based on the same criteria as financial assets carried at amortised cost. However, the amount recorded for impairment is the cumulative loss measured as the difference between the amortised cost and the current fair value, less any impairment loss on that investment previously recognised in surplus or deficit.

Impairment losses on available-for-sale financial assets are recognised by reclassifying the losses accumulated in the fair value reserve in net assets/equity to surplus or deficit. In the case of equity investments classified as available-for-sale, objective evidence would include a significant or prolonged decline in the fair value of the investment below its cost. 'Significant' is evaluated against the original cost of the investment and 'prolonged' against the period in which the fair value has been below its original cost.

The cumulative loss that is reclassified from the fair value reserve in net assets/equity to surplus or deficit is the difference between the acquisition cost, net of any principal repayment and amortisation, and the current fair value, less any impairment loss recognised previously in surplus or deficit.



Notes to the Financial Statements

MAISEY HARRIS & CO

Northern Districts Cricket Association Incorporated
For the year ended 31 July 2019

Property, plant and equipment

Items of property plant and equipment are initially measured at cost, except those acquired through non-exchange transactions which are instead measured at fair value as their deemed cost at initial recognition.

Items of property, plant and equipment are measured under the Cost Model which shows initial cost including any expenditure directly attributable to the acquisition, delivery or installation (or fair value for items acquired through non-exchange transactions) less accumulated depreciation and impairment. Northern Districts Cricket's items are subsequently measured in accordance with the Cost Model.

Any gain or loss on disposal of an item of property, plant and equipment (calculated as the difference between the net proceeds from disposal and the carrying amount of the item) is recognised in surplus or deficit.

Depreciation is recognised in surplus or deficit on a straight-line or diminishing value basis over the estimated useful lives of each component of an item of property, plant and equipment. Assets under construction are not subject to depreciation.

Depreciation methods, useful lives, and residual values are reviewed at each reporting date and adjusted if appropriate.

The straight line and diminishing value depreciation rates for 2019 are:

Asset Category	2019 Depreciation Rates	2018 Depreciation Rates
Buildings	7.2% - 25%	7.2% - 25%
Grounds Plant and Equipment	3% - 36%	3% - 36%
Cricket Equipment	10% - 67%	3% - 36%
Computer Equipment	36% - 67%	36% - 48%
Office Equipment	8.4% - 80.4%	8.4% - 80.4%

Impairment of non-financial assets

The carrying amounts of Northern Districts Cricket's non-financial assets, other than inventories, are reviewed at each reporting date to determine whether there is any indication of impairment. If any such indication exists, then the asset's recoverable amount is estimated.

Leases

Leases in terms of which Northern Districts Cricket assumes substantially all the risks and rewards of ownership are classified as finance leases.

Finance leases

Upon initial recognition the leased asset is measured at an amount equal to the lower of its fair value and the present value of the minimum lease payments. Subsequent to initial recognition, the asset is accounted for in accordance with the accounting policy applicable to that asset.

Operating leases

Leases that are not finance leases are classified as operating leases. Operating leases are not recognised in Northern Districts Cricket's statement of financial position. Payments made under operating leases are recognised in surplus or deficit on a straight-line basis over the term of the lease. Lease incentives received are recognised as an integral part of the total lease expense, over the term of the lease.

Income Tax

Northern Districts Cricket is exempt from Income Tax under section CW46 of the Income Tax Act 2007.



Notes to the Financial Statements

MAISEY HARRIS & CONorthern Districts Cricket Association Incorporated
For the year ended 31 July 2019**Goods and services tax (GST)**

The net amount of GST recoverable from, or payable to, the Inland Revenue Department is included as part of receivables or payables in the statement of financial position.

Cash flows are included in the statement of cash flows on a gross basis and the GST component of cash flows arising from investing and financing activities, which is recoverable from, or payable to, the Inland Revenue Department is classified as part of operating cash flows.

Equity

Equity is measured as the difference between total assets and total liabilities and is made up of the following components:

Accumulated comprehensive revenue and expense

Accumulated comprehensive revenue and expense is Northern Districts Cricket's accumulated surplus or deficit since its formation, adjusted for transfers to/from specific reserves.

Available-for-Sale Reserve

As the available-for-sale investments is accounted for at fair value, the difference between the fair value in prior year and current year are recognised in the available-for-sale reserve.

Cash and cash equivalents

Cash and cash equivalents are short term, highly liquid investments that are readily convertible to known amounts of cash and which are subject to an insignificant risk of changes in value.

Inventories

Inventories held for consumption in the provision of services that are not sold on a commercial basis are measured at the lower of cost and net realisable value. For inventory that was acquired through non-exchange transactions, the cost of the inventory is its fair value at the date of acquisition. For inventory held for the distribution or consumption in providing goods and services to be distributed at no charge or for nominal charge, these are measured at cost adjusted for any loss of service potential.

Prepaid Lease Assets

Prepaid Lease Assets are recognised on the Statement of Financial Position and are amortised over the life of the remaining lease.

	2019	2018
2. Revenue		
Revenue from non-exchange transactions		
NZ Cricket Funding	1,432,000	1,436,240
Fundraising	75,995	61,514
Other operating revenue	6,758	-
Total Revenue from non-exchange transactions	1,514,753	1,497,754
Revenue from exchange transactions		
Coaching & Facilities	96,861	77,145
Commercial Activities	171,481	183,809
Funding Organisations	833,690	782,369
Gate Receipts	25,818	22,519
Grants from NZ Cricket	2,096,352	1,940,554



Notes to the Financial Statements

MAISEY HARRIS & CO**Northern Districts Cricket Association Incorporated
For the year ended 31 July 2019**

Insurance Proceeds	750	6,673
Levies	31,155	24,696
Other Grants	45,000	48,000
Realised Gains on Available-for-Sale Financial Assets	1,805	98
Sponsorship	371,974	356,167
Total Revenue from exchange transactions	3,674,887	3,442,028
Total Revenue from Exchange & Non-Exchange Transactions	5,189,640	4,939,782
	2019	2018

3. Expenses

The following amounts are included in expenses for the year

Audit fees	14,180	14,683
Operating lease rentals	90,403	90,403

There were no non-audit services provided by the auditors of the financial statements, Baker Tilly Staples Rodway Audit Limited.

	2019	2018
--	-------------	-------------

4. Cash & Cash Equivalents**Current Assets**

Cash on hand	28	200
Bank - operating	534,152	152,942
Bank - deposits	976	327,828
Cash investments in Craigs Investment Partners	4,654	22,610
Total Current Assets	539,810	503,579

Current Liabilities

Credit cards	(3,354)	(3,362)
Total Current Liabilities	(3,354)	(3,362)

Total Cash & Cash Equivalents	536,456	500,218
--	----------------	----------------

Per annum annual interest rate ranges applicable to components of cash and cash equivalent (%):

Credit Cards: 18.95% (2018, 18.95%)

Bank Deposits: 0.10% (2018, 0.1%)

There are no restrictions over any of the cash and cash equivalents held by Northern Districts Cricket Association.

Northern Districts Cricket has a \$40,000 unsecured overdraft facility, which was undrawn as at balance date (2018: \$40,000 undrawn)



Notes to the Financial Statements

Northern Districts Cricket Association Incorporated
For the year ended 31 July 2019

MAISEY HARRIS & CO

	2019	2018
5. Investments		
Current		
Craigs Investment Partners - Bonds	116,166	82,290
Craigs Investment Partners - Shares	460,146	371,654
Total Current	576,312	453,944
Non-current		
Craigs Investment Partners - Bonds	84,280	125,250
Total Non-current	84,280	125,250
Total Investments	660,592	579,194

	2019	2018
6. Inventories		
Cricket balls & merchandise	45,469	44,075
Total Inventories	45,469	44,075

There were no reversals of previously written down inventory items (2018: nil).

There are no items of inventory pledged as security against Northern District Cricket's liabilities (2018: nil).

7. Property, Plant & Equipment

Refer to asset schedule on page 24.

(i) Impairment and impairment reversals (cash generating assets)

There has been no impairment or impairment reversal of property, plant and equipment during the year (2018: nil)

(ii) Security held over items of property, plant and equipment

There are no items of property, plant and equipment that are pledged as security (2018: nil)

	2019	2018
8. Creditors and accrued expenses		
Trade payables from exchange transactions	(94,867)	(60,383)
Sundry accruals	(16,878)	(49,270)
Total Creditors and accrued expenses	(111,744)	(109,653)

	2019	2018
9. Deferred Revenue		
Lease revenue received in advance	-	625
Grant revenue received in advance	275,000	328,381
Other revenue received in advance	6,995	-
Total Deferred Revenue	281,995	329,006



Notes to the Financial Statements

MAISEY HARRIS & CO**Northern Districts Cricket Association Incorporated
For the year ended 31 July 2019**

Deferred revenue represents income which relates to expenditure that will be incurred in the following financial year and primarily relates to grants from funding organisations. All deferred revenue is from exchange transactions.

	2019	2018
10. Employee Entitlements		
Current		
Short-term employee entitlements	71,359	70,445
Total Current	71,359	70,445
Total Employee Entitlements	71,359	70,445

11. Prepaid Leases**Television Broadcasting Tower & Broadcasting Boxes**

During the 2014/15 financial year, Foster Construction Limited constructed and met the costs of the new Television Broadcasting Tower and Broadcasting Boxes at Seddon Park, Hamilton. These payments have been capitalised as Prepaid Lease Assets.

Under the terms of funding, Construction and Priority Use between Hamilton City Council, Sky Television Network, Northern Districts Cricket and Foster Construction Limited, Northern Districts Cricket did not contribute to the up front cost of construction, but on completion of the Towers, paid an initial \$32,000 (plus GST). Northern Districts Cricket has a commitment under the agreement to make an additional five payments of \$32,000 (plus GST) which are due on the annual anniversary to Foster Construction Limited.

The sum of the remaining installments is \$32,000 (2018: \$64,000) as shown on the Statement of Financial Position.

	2019	2018
Television Broadcasting Tower & Broadcasting Boxes (Lease Liability)		
Current Portion	(32,000)	(32,000)
Non-Current Portion	-	(32,000)
Total	(32,000)	(64,000)

Player Changing & Viewing Facilities

During 2014 the Hamilton City Council undertook an upgrade of the player changing and viewing facilities at Seddon Park. Northern Districts Cricket contributed to the project by way of a \$140,000 contribution through obtaining grants totaling \$167,000 from external sources. These payments have also been capitalised as Prepaid Lease Assets.

	2019	2018
Player Changing & Viewing Facilities		
Current Portion	78,050	78,050
Non-Current Portion	30,700	108,750
Total	108,750	186,800

	2019	2018
Prepaid Lease Asset		
Opening Balance	186,800	264,850
Amortisation	(78,050)	(78,050)
Closing Balance	108,750	186,800

Notes to the Financial Statements

Northern Districts Cricket Association Incorporated
For the year ended 31 July 2019

MAISEY HARRIS & CO

	2019	2018
12. Financial Instruments		
Financial Assets		
Cash and Cash Equivalents	539,810	503,579
Receivables	55,757	57,573
Investments	660,592	579,194
Total Financial Assets	1,256,159	1,140,347
Financial Liabilities at Amortised Cost		
Payables - exchange transactions	(94,866)	(109,653)
Lease Liability	(32,000)	(64,000)
Credit Cards	(3,354)	(3,362)
Total Financial Liabilities at Amortised Cost	(130,220)	(177,015)

13. Operating Leases

The future non-cancellable minimum lease payments of operating leases as lessee at reporting date are detailed in the table below:

	2019	2018
Non-cancellable operating lease payments		
Not later than 1 year	90,403	90,439
1 - 2 years	60,805	150,000
2 - 5 years	-	-
Total Non-cancellable operating lease payments	151,208	240,439

The Deed of Lease dated 15 December 1976 as varied by the Deed of Variation of Lease dated 22 November 1991 in respect of land on which are constructed the grandstand and pavilion complex at Seddon Park in Seddon Road, Hamilton was further varied by a Heads of Agreement signed in March, 2001. This allowed for two rights to renew for 10 years each on the same terms and conditions as set out in the agreement subject to any changes agreed on between the two parties.

In October 2011, Hamilton City Council and Northern Districts Cricket agreed to a renewal of the lease for a further 10 years to 2021 based on the same terms and conditions as set out in the original agreement dated 16 March 2001.



Notes to the Financial Statements

MAISEY HARRIS & CO**Northern Districts Cricket Association Incorporated
For the year ended 31 July 2019****14. Related Parties**

Martin Bradley is a Board Member of Northern Districts Cricket and also Grassroots Trust. Jeff Freeman, President of Northern Districts Cricket is a Director of Grassroots Trust. Grassroots Trust provides funding to Northern Districts Cricket. 2019: \$321,578 (2018: \$283,574). At year end, \$75,000 funding received was not spent which has been included in deferred revenue.

Fraser Lellman is a Board Member of Northern Districts Cricket, Grassroots Trust and also Bay Oval Trust. Northern Districts Cricket pay Bay Oval Trust for the hosting of matches and training. Total payments were \$74,248 (2018: \$68,425), and total receipts were \$587 (2018: nil).

Kylie Hawker-Green is a Director of Northern Districts Cricket and also Bay Venues Limited. Northern Districts Cricket uses the University of Waikato Adams Centre as a High Performance facility which is operated by Bay Venues Limited. Total payments were \$2,315 (2018: \$20,000). At year end, there was a payable of \$1,932 to Bay Venues Limited.

Michelle Hollands is General Manager of Sport Waikato. Northern Districts Cricket receives funding from Sport Waikato. Total funding received was \$45,000 (2018: \$8,000).

All transactions have been completed at arms length.

Key Management Personal

The key management personnel, as defined by PBE IPSAS 20 Related Party Disclosures, are the members of the governing body which is comprised of the Board of Directors, Chief Executive Officer, General Manager of Pathways, General Manager of Community, General Manager of Performance and People, Northern Knights Coach, Operations and Administration Manager and Finance Manager. No remuneration is paid to members of the Board of Directors. Remuneration and full time equivalent information is as follows:

	2019	2018
Key Management Personal		
Key management personnel		
Total remuneration (\$)	633,599	460,216
Number of People (full time equivalents)	6.7	6
Board of Trustees		
Total Remuneration	-	-
Number of People	8	8

15. Capital Commitments, Contingent Liabilities and Guarantees

There are no contingent liabilities or guarantees as at 31 July 2019 (2018: nil).

There were no capital commitments at the reporting date (2018: nil).

16. Ability to Continue Operating

The entity will continue to operate for the foreseeable future.

17. Events After the Balance Date

There were no events that have occurred after the balance date that would have a material impact on the Financial Statements.



Notes to the Financial Statements

Northern Districts Cricket Association Incorporated For the year ended 31 July 2019

ASSET TYPE	OPENING COST	OPENING ACCUM DEP	OPENING VALUE	PURCHASES	DISPOSALS	DEP RECOVERED	DEPRECIATION	CLOSING ACCUM DEP	CLOSING VALUE
Computer Equipment	37,912	27,918	9,995	10,567	-	-	10,520	38,437	10,042
Cricket Equipment	449,279	393,943	55,336	3,772	-	-	17,565	411,528	41,523
Grounds Equipment	150,909	94,900	56,009	9,831	-	-	15,854	110,754	49,985
Land and Buildings	43,165	33,063	10,102	-	-	-	2,168	35,231	7,934
Office Furniture	45,381	34,173	11,208	541	-	-	4,139	38,312	7,610
Total	726,646	583,996	142,650	24,711	-	-	50,266	634,262	117,095



WE BUILD BRANDS WITH **LOVE** FOR PEOPLE WHO SHARE OUR AMBITION AND DRIVE TO SUCCEED

An army marches on their stomach.

The same is true of New Zealand's construction workforce. That was the inspiration for rebranding this family owned and operated recruitment brand Filled Roles.

With all the ingredients to make this Family style brand a success PAN identified the gap in the faceless corporate HR sector was for a friendly, service oriented boutique offering that connected with the recruit and the recruiter at a human level.

Beginning with brand generation PAN went on to design everything from the Filled Roles Multi Serve website, promotional food-truck designed to visit construction sites with the offer of tasty treats and new work opportunities plus the quintessential DM piece that can't successfully travel online - the fresh filled roll delivered directly to the HR executives in-tray at 11:50am every day of the week until our client gets a meeting.

Unorthodox, yes. But does it work? You bet.



PAN[®]
pan.co.nz

the
love.
agency