



NORTHERN DISTRICTS CRICKET



Annual Report

2016-2017



proud to support



NORTHERN DISTRICTS CRICKET

the

MORNING RUMBLE

ROG
BRYCE
& TOM



with:
**NEWSGIRL
JEN**

and
**SPORTS GUY
JOHN DAY**

**5.30-10AM
WEEKDAYS**

THE ROCK 93FM

CONTENTS

OFFICE BEARERS	4
SPONSORS	5
CHAIRMAN'S REPORT	6-7
CEO REPORT	8-9
NDCUSA REPORT	10
DIRECTOR OF CRICKET REPORT	11
OBITUARIES	12
LIFE MEMBERS	13
INTERNATIONALS	14
MASTERS CRICKET	15
NORTHERN DISTRICTS MEN'S TEAM	16-19
KNIGHTS	20-23
NORTHERN SPIRIT	24-27
NORTHERN DISTRICTS A	28-29
MCCAW LEWIS LAWYERS NORTHERN MAORI	30
HAWKE CUP CHALLENGES	31
UNDER 19 MEN	32
UNDER 15 GIRLS	33
UNDER 18 GIRLS	33
UNDER 21 WOMEN	34
DISTRICT ASSOCIATION CRICKET	35-39
NORTHERN PREMIER LEAGUE	40-41
ANNUAL AWARDS	42-43
PAT MALCON'S RETIREMENT	44
ND'S 60 YEAR ANNIVERSARY	45
FOR THE RECORD	46-51
FINANCIALS	52-71

PUBLISHED BY

NORTHERN DISTRICTS CRICKET ASSOCIATION (INC)

SEDDON PARK, 50 SEDDON ROAD, HAMILTON

PHONE: 07 839 3783

EMAIL: CRICKET@NDCA.CO.NZ

WEBSITE: NDCRICKET.CO.NZ, GOTHEKNIGHTS.CO.NZ

ACKNOWLEDGEMENTS

COVER DESIGN: PAN

PRINT: PRINT HOUSE

PHOTOS: BRUCE LIM PHOTOGRAPHY
PHOTOSPORT

OFFICE BEARERS

Patron	David Hoskin
President	Michael Sandlant* Jeff Freeman**
Chairman	Martin Bradley
Board	Martin Bradley Mark Dewdney* Graeme Elvin* James Gibson Kylie Hawker-Green** Michelle Hollands** Mark Keaney Fraser Lellman Peter McGlashan
Chief Executive Officer	Peter Roach
Director of Cricket	Pat Malcon
Admin/Operations Manager	Alayne Duthie
Marketing and Brand Manager	Andrea Friar
Northern Districts Coach	James Pamment
Northern Spirit Coach	Emily Drumm
Sportsforce Officer	Cliff Dickeson
Director of High Performance	Peter Zanzottera
Finance Coordinator	Debbie Moore
Events Assistant	Sean Andrews
Digital Media/Receptionist	Emily Jones
Women's Cricket Officer	Kari Carswell
Statistician/Historian	Bill Andersson
Auditor	Staples Rodway
Scorers	Bill Andersson Phil Rice Dean Plummer
Honorary Medical Officer	Dr David Ewen

*Prior to December 2016

** From December 2016

LIFE MEMBERS




1962	Mark Barnett*
1973	Ken Sandford* Fergus Hickey*
1982	Alan McBride* Bruce Hosking*
1988	Barry Paterson
1990	Basil McBurney*
1996	David Hoskin Ian Leggat
1997	Morrie Johnston
2003	Michael Sandlant Ian Steele
2004	Gerald Bailey Alan Whimp
2010	Jeff Freeman
2015	Tony Hill Norm Wilson
2016	Daniel Vettori Nicola Brown

*Deceased

PROUD PARTNERS OF NORTHERN DISTRICTS CRICKET



NORTHERN
DISTRICTS
CRICKET



CHAIRMANS REPORT

MARTIN BRADLEY

I am pleased to be able to report that the Northern Districts Cricket Association has again performed solidly on and off the field.

International Cricket

The 2016-17 international cricket season saw more cricket played at Seddon Park than ever before. 13 days of international cricket were seen at Seddon Park and, there were also 2 days of International men's cricket in addition to women's international cricket at Bay Oval in Mount Maunganui.

It is a credit to our Association that New Zealand Cricket has bestowed on us this number of fixtures.

The ground staff and the staff at Northern Districts Cricket need special mention in making these games a quality experience. Given the weather, with some fixtures this was not without its challenges in the past season, and my thanks go to both the ground staff and to the staff of Northern Districts Cricket for their unstinting efforts.

Life Members

Life Memberships were bestowed on 2 of the greats of the Association in Daniel Vettori and Nicola Browne, both richly deserved. Their playing records are well known to all. Nicola has become the first female life member of the Association.

Men's Game

Northern Districts continues to be the premier supplier of male talent to New Zealand Cricket and this season we had 10 players represent the Blackcaps. Again this is a credit to the work undertaken by our high performance staff and also the coaching of many volunteers at grassroots level.

Whilst our results on the field in the men's competitions were not as we had expected, the team performed solidly when one takes into account the frequent disruption to the team sheet from international selections.

Scott Kuggeleijn deserves special mention for his outstanding feats in all formats of the game, which ultimately resulted in his call up to the Blackcaps for the tour prior to the Champions Trophy in England.

Women's Cricket

It was terrific to see two players represent the White Ferns in the current year.

The Board this year decided that women's cricket would be a focus and we spent \$150,000 more on women's cricket this year than we have ever before. The flagship for women's cricket in this area was the creation of the Skycity Hamilton Northern Premier League which was the brain child of our CEO Peter Roach and his staff following a comprehensive report completed by Lou Milliken and Anna Wilkins.

This was a very successful competition which we hope will flourish in the coming years.

The performance of the Skycity Hamilton Northern Spirit was also encouraging with improved performance in all formats of the game. Given the level of support we are now giving this area of the game we hope that this will continue into the future.

Strategic Plan

The Board is currently in the process of finalising the Strategic Plan for 2017 to 2020. There will be no radical changes to the Strategic Plan, however it has required tweaking.

The following points are to be noted for the past 12 months:

- The appointment of 2 female Board members.
- We have been able to increase our funding to the District Associations.
- We are attempting to spend more money on cricket that we have ever spent before both in high performance and grassroots.
- We had more international cricket at Seddon Park than any other ground in the country.
- We have employed Gareth Hopkins as our T20 Coach for the next two years with James Pamment continuing in other formats.
- The women's NPL was a great success.
- Player numbers in most areas have increased.
- We continue to perform well financially and are arguably in the most stable financial position in the Association's history.
- We continue to develop talent with three players selected in the New Zealand male Under 18 team

Looking forward there are a number of challenges:

- The biggest priority is the need to increase the practice facilities at Seddon Park to cater for our representative team and player needs.
- An improved and more functional database.

“Northern Districts continues to be the premier supplier of male talent to NZ Cricket”



- Finalising a new strategic plan.
- Continue our focus on the women's game and the growth of the game at grassroots level.
- Finding a new CEO to replace Peter Roach who has resigned.
- Win trophies in line with our strategic goals.

Our Staff

I would like to thank the staff for their continued efforts which go way beyond anything that is recorded in their employment contracts. One only needs to be present on an international match day to see the absolute commitment the staff have to the Association, and for that I thank you very much.

I do however need to make special mention of our departing CEO Peter Roach who has been with us for 4½ years. Peter arrived when the Association was at a low ebb financially and with a number of their key relationships in jeopardy.

Peter's commitment to the cause has been a testament to the performance of the Association both on and off the field these past 4½ years.

Some of Peter's key achievements include:

- Significant increases in junior and senior teams playing in formalised competitions.
- Securing funding to allow for the development of Seddon Park changing rooms and broadcast towers.
- Saw the Northern Knights win the T20 competition for the first time and perform strongly at the Champions League.
- Drove the Association's commitment to women's cricket, highlighted by the introduction of the Skycity Hamilton Northern Premier League.
- Oversaw 4 consecutive years of profits, positioning Northern Districts Cricket with sound capital reserves.
- Ensured growth in commercial and charitable funding.
- Introduced charity partner True Colours to Northern Districts Cricket.

We wish Peter well in his endeavours in his new position with Cricket Australia.

I must also make special mention of Pat Malcon who has been a fixture with Northern Districts for many years and has now retired, but continues in a number of part-time roles. Pat's contribution to the game at both grassroots and high performance levels has been immense for which I extend the Association's thanks and congratulations on a partial retirement.

Our Stakeholders

Lastly, and most importantly I want to thank all of the stakeholders that make up Northern Districts Cricket Association. Cricket cannot function without each and every one of you and we are indebted to all our Sponsors, District Associations, Administrators, Coaches, Players, Parents and Supporters.

Many thanks can also be extended to the Board of the Association who given our vast region, make significant sacrifices to make their important contribution.

I hope to be able to report to you in a similar positive vein at the end of the 2017-18 season.



CEO REPORT

PETER ROACH

“Females do want to play cricket and deserve their time in the sun”

Lights, camera, action. Well maybe not the lights, but was there a better way to see Northern Districts’ new-found commitment to women’s cricket than the first game of the Northern Premier League?

The Skycity Hamilton NPL was concocted to deliver a meaningful, competitive competition to our current elite female players, and just as importantly those of tomorrow. Colourful bright uniforms, marquees and music added to the brilliant conditions at all rounds to deliver a terrific result for female cricket.

It was a statement that was meant to be heard the country over, and it was. Females do want to play cricket and deserve their time in the sun. ND very quickly went from the cellar-dweller in our efforts for the female game to the top. Combined with player contracts, a new female cricket officer and a fully integrated high performance program we now stand tall, and will reap the rewards in coming years as our depth grows and grows.

Cricket is a sport for all and this will be loud and proud within our new strategic plan.

Delivering lots of cricketers, of both genders, and many with real quality is simply what ND aspires to do. That goal is simple but there are many things that need to work together to achieve it in a region such as ours.

On the men’s stage we continue to deliver like no other. Led by the national captain Kane Williamson, he was one of ten players ND provided to the national team – Corey Anderson, Trent Boult, Dean Brownlie, Anton Devcich, Scott Kuggeleijn, Mitchell Santner, Ish Sodhi, Tim Southee and BJ Watling the others.

Equally delighting was seeing Sam Curtis and Natalie Dodd represent the White Ferns within the current year.

Not winning a trophy was indeed disappointing for all involved and the followers of our teams. The senior men’s team led by James Pamment was in the hunt for the Plunket Shield right up until the last day of the season, but ultimately finished a close runner-up to Canterbury.

The Skycity Hamilton Northern Spirit continued their sharp improve under the guidance of Emily Drumm and were within one win of the T20 final. That they lost one of those matches to eventual finalist Canterbury by one run added to the frustration.

Season 2016-17 will see change in both the men’s and women’s coaching roles. Gareth Hopkins has been brought in to coach the Knights in the T20, with James Pamment keeping the reins in the other formats. Pamment will become ND’s longest serving coach in the second year of this contract.

ND sees Twenty20 as vital in engaging its next wave of participants. The change to the “Knights” branding for just our Twenty20 team, separating it from the longer traditional formats, is one part of the picture. The need to play an attractive and winning brand of cricket to engage fans is another focus of this strategy.

To achieve strong Twenty20 results in such a congested season has proved difficult for ND in recent seasons. Allowing a coach to solely focus on this format, and another the two traditional formats, made sense and we welcome Gareth to the fold.

Emily Drumm has stepped down due to work commitments. She has added considerable respectability to our Spirit program and we thank her for her efforts.

We were again delighted to see strong growth in competition cricket across our Districts in 2016-17. All were concerned that the bubble following Cricket World Cup would pop at some point. Pleasingly it has not.

A 12% rise in player numbers in 2015-16 has been backed up by a further 6.2% rise in 2016-17. It is true that some of our DAs are in the midst of population growth and each of Hamilton (12% rise) and Bay of Plenty (5.7%) are capitalising. It was equally pleasing though to see strong growth in the north (Northland 9.8%), central (Waikato-Valley 7%) and south (Poverty Bay 8.4%). Counties Manukau stayed relatively stable.

New Zealand Cricket should be congratulated on their work to date on their One Cricket review. Far reaching it has been as it seeks to ask questions on the best way to deliver grassroots cricket in our country.

ND embraces the challenge of looking at ways to deliver better programs to the people of our region, and are thrilled to see the engagement of our Districts in these discussions. Our delivery models will likely look much different in future years than they do today, as they will need to if we are to capitalise on the opportunity to grow our game in areas of significant change.

We thank our District Associations for their tireless efforts to serve our game at the grassroots level. Without their Boards, staff and many volunteers the strong national position of cricket would not be anywhere near where it is today.

ND has planned to play a key part to deliver better cricket experiences. Key cricket staff Peter Zanzottera (High Performance) and Kari Carswell (Amateur cricket) have had a considerable impact in their relatively short time with us, and the Association is in good hands with them at the wheel.

They of course have taken over the roles vacated by Pat Malcon. Pat is an icon of ND Cricket and his beliefs shall remain our guiding light for many years to come. ND is a leader in so many ways because of Pat and his contribution. It was right that his career was applauded at the most recent ND Awards night, and fitting that the tribute was led by three of sports most recognisable faces - the current All-Blacks captain, the current Blackcaps captain, and the great Daniel Vettori. These three people have come across so many wonderful people in sport, but their admiration and respect for Pat Malcon remains, with each thanking him for helping them on their path to success.

It was pleasing again to see the coveted Hawke Cup stay within our borders. Four successive challenges were met and conquered by Bay of Plenty over a swag of matches at the picturesque Bay Oval.

That was one of many grounds within our ND region that hosted representative cricket this season. It is a credit to our local councils and Trusts that cricket has such facilities available to us, not just at the elite end but also the community level where many fields are made available for play.

ND is absolutely in debt to the wonderful support it receives from Hamilton City Council. International matches at Seddon Park are vital for the success of our Association, and we thank the Mayor, his staff and those that have the privilege of preparing the venue for their unwavering commitment to supporting cricket.

There would be few other grounds in the world that could add an ODI at short notice to an already bulging schedule. A huge well done to all involved, but especially to KJ and his team for delivering outstanding facilities in a season complicated enormously by the elements.

Off the field, ND recorded its fourth consecutive profit. Again, our investment in cricket greatly exceeded past years, but this was again matched with growing revenues. This investment in cricket continues at pace for the coming year.

Increasing revenue is vital as we strive to meet the demands of the growing number of players we wish to include in cricket programs. For this we thank many supporters of our game and trust that their support is being rewarded with outcomes that allow for future involvement.

Skycity Hamilton is now a long-term supporter of ND Cricket, and this year they were pivotal in driving women's cricket, specifically the Spirit team and the new Northern Premier League. Their commitment to a range of sports in Hamilton is commendable and we are delighted that cricket holds such

value for them.

A strong stable of sponsors supported ND Cricket in so many ways. Foster Construction, Mediaworks, Pan Media, Good George, Adfence, Les Mills, Novotel, New World, NZ Sign Company, Printhouse, Riverside Property Management, Carpet Mill, Codeblue, Cricket Express, Rothbury Insurance Brokers, Kookaburra, McCaw Lewis Lawyers, Pernod Ricard, X-site Group and BNZ have all been with us for multiple years – strong support if I have ever seen it. Equally exciting is seeing new sponsors McDonalds, Smugglers, Splice Construction and Spray Marks come into the fold and see benefits out of supporting cricket.

Cricket is one of many sports that is incredibly well supported by the community funding system in place in New Zealand. In no specific order ND Cricket thanks the following organisations for their support of cricket in our region: Sport Waikato, Trust Waikato, The Lion Foundation, Grassroots Trust, New Zealand Community Trust, Trillian Trust, Pub Charity, Infinity Foundation, The Southern Trust and New Zealand Racing Board.

The challenges at New Zealand Cricket never cease and this year has been no different. Some considerable discussion has taken place on the future of cricket formats at ICC level, as well as a distribution mechanism that should see NZC in a strong position for the coming years. With a new Master Agreement due for negotiation in the next 12 months cricket is well placed to ensure all stakeholders can go forward with confidence. They deserve great credit for positioning cricket so well in such changing times.

This is my last annual report as CEO of Northern Districts Cricket. I have had a wonderful time leading this organisation and I truly believe that it is in a better place than four and a half years ago, but more importantly that it well placed for the future.

We are fortunate to have a wonderful staff at ND who live our values every day. They continue to drive our game and inspire our people. They have been such a great support for me and I will miss them dearly.

The ND Board remains strong, and pleasingly now diverse. I thank them for their support of the staff. I especially put on record the performance of the Chairman Martin Bradley. His tireless work for ND is unmatched and needs to be noted in this medium.

And to the many, many people out there who support cricket I thank you. They are many and varied and include members, supporters, coaches, managers, scorers, umpires and school teachers who all allow our sport to flourish and are more critical than ever to our growth.

NORTHERN DISTRICTS CRICKET UMPIRES AND SCORERS ASSOCIATION (NDCUSA)

During the past season the recruitment of additional umpires and scorers was targeted within the District Associations (DA's) with mixed success. Overall Northland and Bay of Plenty saw a lift in numbers by 4 and 3 personnel, respectively, while Counties/ Manukau and Hamilton remained relatively static. Concern remains over low numbers of officiators in Waikato Valley and Poverty Bay. The 5- year goal of supplying 2 qualified umpires to each premier club cricket match in each DA has not been achieved.

Additional funding from NDCricket has targeted recruitment and training of umpires and scorers particularly at "grassroots" level. Overall attendances at sessions presented to school and junior club levels (both male and female) have been well attended and several parents of younger players have expressed interest in staying involved at the above levels.

However, we continue to have difficulty attracting senior players nearing the end of their playing careers. There are a number of obvious reasons for this (work commitments, family, other sporting interests, etc.).

A major positive has been the recognition and performance of our leading umpires at Northern Districts and New Zealand Cricket levels. Our ND top panel of umpires continue to set a high standard at representative cricket level, with Ash Mehrotra (C/M) on the "National Elite" panel of umpires, and John Dempsey (C/M) and Damian Morrow (Hamilton) on the "National Reserve" panel. In addition Lui Els (Hamilton) received his first national appointment to a NZC tournament.

From a scorers standpoint Bill Andersson has continued in his role as Regional Scorer Manager and he leads a group of local scorers who are regularly used in ND and NZ representative fixtures. As for the umpires, payments to scorers need to be addressed to make the role more attractive.

Training of some of our newer/younger umpires has been enhanced by appointments in liaison roles (3rd/4th umpires) in List A and first class representative games held within the ND Association (Seddon Park, Bay Oval, Cobham Oval). This allows our appointees to work with our top NZ umpires and learn from the enthusiasm and camaraderie that these umpires bring to the game.

To assist with local umpire/scorer development DA's need to work on establishing exchanges with neighbouring DA's throughout the playing season.

The coming season brings new challenges, not only from a recruitment, retention, and training standpoint, but recent changes to the MCC Law Code means that new Playing Conditions (PC's) for club and representative cricket will need to be established. Both umpires and scorers will need to familiarise themselves with these PC changes to provide the consistency required in match officiating.



Kevin Earl

DIRECTOR OF CRICKET REPORT

PAT MALCON

My final report! And the opportunity to reflect on the progress made by Northern Districts Cricket over the past 20 years.

When I started at Northern Districts in 1998, I was the only fulltime employee in the cricket department. Even the men's team coach, Chris Kuggeleijn, was employed only from October to March. Funding our programmes and teams came from sponsorship and levies paid by the District Associations. Our High Performance programmes were centralized, based on preparation of rep teams, and ran on a shoestring budget. There were no fitness trainers. We didn't even have a women's first class team. I coached the age group squads at Seddon Park every Sunday from July to October.

Around 2000 everything changed. NZ Cricket began to fund cricket development. With additional help from Regional Sports Trusts and Pub Charities we were able to employ Development Officers in all of our District Associations. We were able to decentralize our High Performance programmes and deliver more coaching out in the District Associations. Milo Cricket programmes grew participation members substantially at primary school level.

Attending a World Conference on the development of elite athletes, held in Canberra in 2005, was a watershed experience for me. With the backing of the ND Board, I was able to introduce programmes based on the latest worldwide research. Most importantly, the change from an emphasis on team development and winning tournaments to the development of elite players. Research showed that success at the top level was dependent on long term athlete development based on specific one on one coaching programmes and using age group tournaments to grow experience and game sense, not just win. It also showed that long term athlete development was not based on age group success, but on extending players beyond their comfort zone. The fast tracking of players like Daniel Vettori, Kane Williamson, and Tim Southee meant we won fewer age group tournaments, but produced more world class players.

Looking back over the past 20 years, there are many things that stand out:

High Performance

- The selection of 7 ND players in a NZ test team.
- 5 ND players at the very top of the world rankings (Kane Williamson, Trent Boult, Tim Southee, Daniel Vettori, Nicola Browne)
- 6 ND players in a Blackcaps one day team that beat India in India

- Winning four 4 day, five one day, and two T20/Max championships
- The Knights representing NZ in the Champions League in India and qualifying for the final stages of the tournament
- Building a talent identification system that gives every player in the region the opportunity to be noticed and selected for coaching camps and teams
- Leading the way in NZ in innovations – use of fitness trainers, use of sport psychologists, long term athlete development programmes, use of adapted rules in Junior cricket.

Game Development

- Full time Game Development Officers in all District Associations
- Regular meetings with the Development officers to promote best practice and develop guidelines for growth
- Offering a much wider range of playing options and formats: T20s, festival days, midweek school competitions, softball grades, Golden Oldies, etc.
- Growth in participation from 15,000 in 1998 to over 35,000 in 2017.
- The promotion of cricket as a game for girls and women
- Programmes to support the recruitment and retention of Maori in cricket
- Developing a much more vibrant and capable "team" of umpires, and with a number progressing to first class level
- Helping to sustain and grow the game in the Cook Islands, initially through an ICC partnership, but more recently through our own initiatives.

I have been fortunate to work with a great group of players, umpires, groundsmen, coaches (including 5 Knights coaches: Chris Kuggeleijn, Bruce Blair, Andy Moles, Grant Bradburn, and James Pamment), administrators, 3 CEOs (John Turkington, David Cooper, and Peter Roach), scorers (Thanks Bill!), selectors, District Association personnel, and fellow staff at ND. Thanks to all of you and best of luck for the ensuing years.

ND Cricket is in very good hands.

“Looking back over the past 20 years, there are many things that stand out”



OBITUARIES

ROGER BRADLEY

Roger Bradley passed away in Tauranga on 24 March 2017 aged 54.

Roger made a solitary 1st class appearance for Northern Districts against Central Districts in 1990/91. In a game disrupted by rain, he did not get the chance to bat, but took 1/31 with his right arm medium pacers.

He later moved to live in the Netherlands and appeared in 15 List A matches for the Netherlands in matches in the English domestic one day competition and in ICC tournaments. He scored 278 runs at an average of 19.85, with two half centuries.

DAVE DONALD

Dave Donald died in Tauranga on 4th October 2016, aged 83.

After moving from Manawatu to the King Country, Dave Donald made his debut for Northern Districts in the 1957/58 season.

The following season was a very successful one for the right handed opening batsman. He scored a century against Canterbury and two half centuries against Wellington.

This form saw him selected for the North Island against the South Island at the Basin Reserve. Against New Zealand bowlers Motz, Cameron, Leggat, and Moir he scored 71 and 14, run out in both innings.

He had less success in the next two seasons, though a fine 56 against the touring Australian team in 1959/60 led some to suggest he should be in the New Zealand team.

Dave Donald retired after 4 seasons in first class cricket to pursue a successful business career, leading to his settling in the U.K. On retirement he finally returned to New Zealand in 2011 to live in Tauranga.

Dave Donald played 19 first class games for Northern Districts, scoring 827 runs at an average of 22.35. He also took 14 catches.

JOHN DERRICK

John Derrick died on 22 March, 2017 aged 54.

John was a Glamorgan cricketer who spent time as a professional coach in the Bay of Plenty in the late 1980s.

While in the Bay he played all 5 Shell Cup [50 over] games for Northern Districts in the 1986/87 season. Although he took only 4 wickets, he was the most economical of the ND pace bowlers that season, conceding just above 3 runs per over.

John played 95 first class games and over a hundred limited over games for Glamorgan between 1983 and 1991. He then moved into coaching and coached Glamorgan between 2002 and 2006. He then continued to work for Welsh cricket as the National High Performance Director.

In 2016 he was diagnosed with a brain tumour and subsequently underwent brain surgery and chemotherapy.

ROSS MCPHERSON

Ross McPherson died on Sunday 4th September, aged 77.

Ross was a left hand opening batsman from Northland noted for his solid defence. He debuted for Northern Districts in 1959/60 and enjoyed a reasonably successful first season, averaging over 30 with a top score of 87 versus Wellington.

He had less success the following season and dropped out of the team, though he did have a couple of unsuccessful recalls in 1961/62 and 1970/71.

In all, Ross played 13 first class games for Northern Districts, scoring 419 runs at an average of 17.46. The 87 v Wellington remained his top score.

Ross was even more renowned as a hockey goalkeeper, playing 64 games for New Zealand and attending both the 1968 and 1972 Olympic Games.



Dave Donald (centre)

DANIEL VETTORI AND NICOLA BROWNE HONoured WITH LIFE MEMBERSHIPS



Jeff Freeman & Nicola Browne

Two of the most successful players produced by Northern Districts Cricket were nominated for and accepted Life Membership awards this season. Daniel Vettori and Nicola Browne have both been presented with their awards at separate ceremonies as a recognition of their services to the game and their achievements as players.

Daniel Vettori attended the Annual General Meeting of Northern Districts Cricket prior to the first match of the McDonald's Super Smash at Seddon Park in December, where he was presented with his award. Vettori's lengthy cricketing career began after his stand out performance at the National Under 18 tournament. After playing for Northern Districts as a 17 year old he was quickly elevated to international level in the 1996-97 season, debuting at 18 years old as the youngest player to play Test cricket for the BlackCaps.

In a career that saw him play 112 Tests, 295 ODIs and 34 T20s for the Blackcaps, and 22 First Class, 44 Limited Overs and 31 T20s for Northern Districts, Vettori's achievements included being one of only eight players in Test history to have scored over 3,000 runs and taken over 300 wickets. His 362 wicket total in Test cricket are second only to Sir Richard Hadlee for New Zealand, and his 305 ODI wickets tops the New Zealand leaderboard.

Of receiving the award Daniel Vettori said "I am honoured to be recognised by Northern Districts for my contribution. There have been some terrific people at ND who have helped my career considerably and who I owe a huge debt. Whenever the opportunity allowed I always loved playing for ND. It will always hold a special place in my heart."

Making a guest appearance at the SKYCITY Hamilton NPL competition in January, Nicola Browne flew in from Canberra to accept her award and to catch up with many of her former

team mates. Showing that she still can perform, Browne top scored for the Galaxy, slamming 7 fours and 2 sixes in an innings of 66 from 59 balls, setting the Galaxy up for their first win of the competition.

Browne had an illustrious cricketing career with 133 limited overs matches and 44 T20s for the Northern Spirit, and two Test matches, 125 ODIs and 54 T20s for the White Ferns. Browne put much of her success down to the support of the Northern Districts network, valuing both players and management saying "Cliff Dickeson and Pat Malcon were two very influential people in my time with ND. Their support in my career and female cricket was always genuine and generous. Playing alongside Emily Drumm when I was younger (was a highlight), learning the craft of building an innings and watching her hit balls to all areas of the ground."

"My most memorable performance was a match versus Wellington at Bay Oval, where Natalie Dodd and I enjoyed a record partnership, with us both scoring centuries. During that innings I surpassed the domestic runs record, and broke my bat. I threw my bat in the bin after and the girls got it out, had it repaired and presented it to me with all the statistics on it at the end of the season. That was quite special."

Browne has always been a strong advocate for the development of Women's Cricket, and is currently a Development Officer for the ACT Cricket Association. As the first female recipient of a Life Membership for Northern Districts Browne says that women's cricket has a way to go in regard to raising it's profile "Globally the profile is rising, and in NZ it is getting there. I feel we are about 2-3 years behind the main playing nations Australia and England. It is nice to see ND lead the way, as it has done many times with new initiatives, (such as) the introduction of the NPL."

Northern Districts Hosted International Fixtures

In 2016/17 Northern Districts Cricket hosted 7 BLACKCAPS internationals and 2 WHITE FERNS matches at their grounds. Seddon Park hosted the BLACKCAPS matches against Pakistan, Australia and South Africa and the Bay Oval saw the BLACKCAPS in back to back T20's against Bangladesh and the WHITE FERN's compete in the Rose Bowl against Australia's Southern Stars.

Rain played a part this season, with the Pakistan and South African Tests rain affected and the 1st South African ODI having reduced overs due to rain earlier in the day. Seddon Park also benefited from an extra ODI against South Africa late in the piece, with Napier's McLean Park deemed unable to host the 4th ODI by New Zealand Cricket due to pitch drainage issues.

Northern Districts players shone at their home ground fixtures with Trent Boult picking up the man of the match award for the first ever 6 wicket bag in an ODI at Seddon Park, with 6/33 against Australia. Kane Williamson was man of the match in the South Africa 3rd Test Match finishing with 176 not out in the final innings. Tim Southee also taking the man of the match in the Pakistan Test match with figures of 6/80. At Bay Oval, Corey Anderson picked up man of the match for his 94 not out in the 3rd T20 against Bangladesh.

Results from the Northern Districts Internationals 2016-17:

BLACKCAPS vs Pakistan, 2nd Test, 25-29 November 2016. Seddon Park. Blackcaps won by 138 runs
BLACKCAPS vs Bangladesh, 2nd T20, 6 January 2017. Bay Oval. BLACKCAPS won by 47 runs
BLACKCAPS vs Bangladesh, 3rd T20, 8 January 2017. Bay Oval. BLACKCAPS won by 27 runs
BLACKCAPS vs Australia, 3rd ODI, 5 February 2017. Seddon Park. BLACKCAPS won by 24 runs
BLACKCAPS vs South Africa, 1st ODI, 19 February 2017. Seddon Park. South Africa won by 4 wickets
BLACKCAPS vs South Africa, 4th ODI, 1 March 2017. Seddon Park. BLACKCAPS won by 7 wickets
BLACKCAPS vs South Africa, 3rd Test, 25-29 March 2017. Seddon Park. Match drawn.

WHITE FERNS vs Australia, 2nd ODI, 2 March 2017. Bay Oval. Australia won by 4 wickets.
WHITE FERNS vs Australia, 3rd ODI, 5 March 2017. Bay Oval. Australia won by 5 wickets.



MASTERS CRICKET

The 2016/17 season saw the introduction of the Northern Districts Masters competition which included 12 teams from throughout the Northern Districts region. The competition draw was made from the existing team playing schedules, each team had 6 identified matches that counted towards the points table.

Northern Districts has for many years been the leader in this form of cricket with over 15 teams having regular scheduled games throughout the season.

The season culminated in two teams playing in a 40 over final at Seddon Park. The finalists Morrinsville "Creamers" and Te Awamutu's "Rosetown Rouges" had an absorbing battle, played in great spirit, with the "Creamers" coming out on top after scoring an impressive 257. Both teams brought a strong following of supporters with celebrations going late into the evening.

A competitive Northern Districts over 60's team represented the association at the over 60's tournament in Wellington in January, reaching the final but falling just short to winners Canterbury.



FOSTER CONSTRUCTION			
CREAMERS		1:42 PM	
M BUTLER		37	70
P KANE	(7 fours 2 sixes)	61	38
Overs Rem	1.2		
Last Over	2.2		
This Over	8.2		
P'ship	43 30	Run Rate	6.57
Extra: 43		Overs: 38.4	Total: 254-9
11-18/6			
M LIVINGSTONE	4	-	28
P CLARKE	4	-	25



NORTHERN DISTRICTS MEN'S TEAM

Plunket Shield Results

Canterbury vs Northern Districts

at Hagley Oval, Christchurch. 22,23,24,25 October 2016.

Canterbury 445 (96.1 overs) (TD Astle 195, TG Johnston 66, AM Ellis 41, KA Jamieson 40; SC Kuggeleijn 3 for 130) and 165 for 9 (48.5 overs) (Johnston 43; Kuggeleijn 6 for 60)

Northern Districts 415 (146.1 overs) (DG Brownlie 104, TL Seifert 81, DR Flynn 66, Kuggeleijn 34) and 198 for 5 (63.2 overs) (DJ Mirchell 51 not out, B Popli 41, Seifert 31 not out)

Northern Districts won by five wickets.

Wellington Firebirds vs Northern Districts

at Basin Reserve, Wellington. 29,30,31 October, 1 November 2016.

Northern Districts 285 (84.1 overs) (SC Kuggeleijn 112, JF Carter 63, TL Seifert 42; HK Bennett 4 for 54, IG McPeake 3 for 58) and 156 for 6 (78 overs) (NF Kelly 40 not out)

Wellington Firebirds 376 for 8 decl. (109.3 overs) (LJ Woodcock 120, TA Blundell 69, MA Pollard 68, JS Patel 31; JD Baker 3 for 90, SC Kuggeleijn 3 for 99)

Match Drawn.

Northern Districts vs Canterbury

at Seddon Park, Hamilton. 5,6,7,8 November 2016.

Northern Districts 138 (29.5 overs) (AP Devcich 37, CJ Anderson 35; KA Jamieson 4 for 32, EJ Nuttall 3 for 44) and 181 (63.1 overs) (DJ Mitchell 44, DG Brownlie 30; TD Astle 3 for 20)

Canterbury 112 (35 overs) (HB Shipley 30; TG Southee 5 for 39, IS Sodhi 4 for 39) and 186 (67.1 overs) (MSJ Davidson 45; Sodhi 3 for 66)

Northern Districts won by 21 runs.

Northern Districts vs Auckland Aces

at Bay Oval, Mt Maunganui. 14,15,16,17 November 2016.

Northern Districts 417 for 7 decl. (107 overs) (DG Brownlie 143, CJ Anderson 103, SC Kuggeleijn 53 not out, IS Sodhi 31 not out; LH Ferguson 3 for 70, TS Nethula 3 for 99) and 110 for 5 (34.5 overs) (Anderson 46 not out; Ferguson 3 for 19)

Auckland Aces 348 (63 overs) (MJ Guptill 151, MS Chapman 33, C Munro 32, Nethula 32 not out; DJ Mitchell 4 for 39, SC Kuggeleijn 3 for 84)

Match Drawn.

Central Stags vs Northern Districts

at Nelson Park, Napier. 22,23,24,25 November 2016.

Central Stags 225 (78.3 overs) (WA Young 61, RJ McCone 32, D Cleaver 31; BR Hampton 3 for 36, DJ Mitchell 3 for 54) and 377 for 5 (86 overs) (TC Bruce 115, Cleaver 108 not out, BS Smith 70, GR Hay 45)

Northern Districts 153 (73.2 overs) TL Seifert 35; AY Patel 5 for 22) and 295 for 7 (129 overs) (B Popli 60, NF Kelly 56 not out, SC Kuggeleijn 37, HR Cooper 34, IS Sodhi 33)

Match Drawn

Northern Districts vs Otago Volts

at Cobham Oval, Whangarei. 25,26,27,28 February 2017.

Northern Districts 278 (96.4 overs) (TL Seifert 97, B Popli 61, B-J Watling 42; NG Smith 5 for 56, MJG Rippon 3 for 71) and

286 (92.4 overs) (Watling 96, JG Walker 87; JA Duffy 3 for 56)

Otago Volts 276 (92 overs) (DC de Boorder 89 AK Kitchen 76, MG Bracewell 45; SC Kuggeleijn 5 for 68, SJ Mitchell 3 for 42) and 289 for 5 (73.2 overs) (Kitchen 120 not out, BS Wilson 74, Rippon 43)

Otago Volts won by five wickets.

Northern Districts vs Central Stags

at Seddon Park, Hamilton. 6,7,8,9 March 2017.

Central Stags 274 for 9 decl. (78.4 overs) (GR Hay 92, GH Worker 72, AF Milne 51 not out; IS Sodhi 7 for 104)

Northern Districts 119 for 9 (54 overs) (SHA Rance 6 for 31)

Match Drawn

Auckland Aces vs Northern Districts

at Eden Park Outer Oval, Auckland. 14,15,16,17 March 2017.

Auckland Aces 461 (120.3 overs) (RS Sandhu 82, RR O'Donnell 75, MJ McClenaghan 73 not out, TS Nethula 52, MS Chapman 48, RJ Nicol 46, BJ Horne 35; SC Kuggeleijn 4 for 89, DJ Mitchell 3 for 51, IS Sodhi 3 for 146) and 202 for 4 decl. (48.3 overs) (GD Phillips 109, Nicol 47)

Northern Districts 334 (106.4 overs) (HR Cooper 101, CJ Anderson 80, JF Carter 36; Sandhu 4 for 29, Nethula 4 for 70) and 258 (75.5 overs) (Cooper 83, Carter 42, Anderson 36, TL Seifert 31; Nethula 5 for 84)

Auckland Aces won by 71 runs.

Northern Districts vs Wellington Firebirds

at Bay Oval, Mt Maunganui. 21,22,23,24 March 2017.

Wellington Firebirds 151 (83.1 overs) (FJ Colson 66; JG Walker 5 for 46) and 269 (110.3 overs) (MHW Papps 160, HJH Marshall 30; SC Kuggeleijn 3 for 18, IS Sodhi 3 for 93)

Northern Districts 262 (110.4 overs) (B Popli 63, DJ Mitchell 51, CJ Anderson 34, Sodhi 31; PF Younghusband 5 for 89) and 162 for 1 (57.1 overs) (DG Brownlie 76 not out, Popli 75 not out)

Northern Districts won by nine wickets.

Otago Volts vs Northern Districts

at University Oval, Dunedin. 29,30,31 Match 1 April 2017.

Otago Volts 432 for 8 decl. (128 overs) (AK Kitchen 207, DC de Boorder 68, SR Wells 36, JJ Tasman-Jones 35; IS Sodhi 4 for 130) and 189 for 8 decl. (48 overs) (Wilson 62, Tasman-Jones 59 not out, GW Croudiss 33; Sodhi 7 for 59)

Northern Districts 275 (89 overs) (DG Brownlie 87, DJ Mitchell 47, TL Seifert 37; NG Smith 3 for 63, MD Rae 3 for 87) and 350 for 7 (101.1 overs) (Seifert 151, Mitchell 106; Rae 3 for 89, RM Phillips 3 for 99)

Northern Districts won by three wickets.

NORTHERN DISTRICTS MEN'S TEAM

Plunket Shield Figures

	M	I	NO	HS	Runs	Avg	100	50	Ct	St	Overs	Mdns	Runs	Wkts	Avg	5wi	10w	BB	SR
CJ Anderson	7	12	1	103	426	38.73	1	1	7		21	7	54	2	27.00			1 - 5	63.00
JD Baker	9	11	4	22	81	11.57			2		166.1	52	649	17	38.18			3 - 90	58.62
DG Brownlie	7	13	2	143	512	46.55	2	2	6										
JF Carter	6	11	0	63	181	16.45		1	1										
HR Cooper (D)	5	9	0	101	262	29.11	1	1	3		1	1	0						
AP Devcich	2	3	0	37	63	21.00			1										
DR Flynn	3	6	0	66	135	22.50		1	1										
ZN Gibson	4	5	3	5*	5	2.50					73	8	346	3	115.33			2 - 86	146.00
TC Goodin	2	2	0	0	0	0.00			2		50.3	12	183	3	61.00			1 - 41	100.60
BR Hampton	1	2	1	12	16	16.00					30	4	98	3	32.67			3 - 36	60.00
NF Kelly	6	11	2	56*	196	21.78		1	5		3	0	15						
SC Kuggeleijn	10	17	4	112	388	29.85	1	1	7		280.3	56	928	34	27.29	2		6 - 60	49.46
DJ Mitchell	10	18	1	106	493	29.00	1	2	8		149.1	21	547	17	32.18			4 - 39	52.62
B Popli	10	19	1	75*	419	23.28		4	12										
BG Randell (D)	2	2	1	25*	28	28.00					34	7	92	2	46.00			2 - 24	102.00
TL Seifert	10	18	1	151	624	36.71	1	2	22										
IS Sodhi	7	11	5	33	192	32.00			4		299	48	1037	40	25.93	2	1	7 - 59	44.85
TG Southee	1	2	0	27	27	13.50			1		31	8	83	7	11.86	1		5 - 39	26.57
JG Walker	8	11	2	87	203	22.56		1	3		170.3	30	587	12	48.92	1		5 - 46	85.15
B-J Watling	1	2	0	96	138	69.00		1	6										

Plunket Shield Milestones

First Class Debut:

Henry Cooper cap # 247
Brett Randell cap # 248

Highest Score: Henry Cooper 101
Nick Kelly 40 not out, 56 not out
Scott Kuggeleijn 112
Tim Seifert 151
Josef Walker 87

Best Bowling: Scott Kuggeleijn 6 for 60
Daryl Mitchell 4 for 39
Ish Sodhi 7 for 54
Josef Walker 5 for 46

1000 Runs: Corey Anderson 1199
Tim Seifert 1189
Ish Sodhi 1087

100 Wickets: Scott Kuggeleijn 128
Ish Sodhi 117

50 Dismissals: Tim Seifert 62 catches, 2 stumpings

Record Partnership vs All Comers

5th wicket 226 Daryl Mitchell and Tim Seifert
previous best 180 Bharat Popli and B-J Watling 2015/16

Record Partnership vs Canterbury

1st Wicket 174 Daniel Flynn and Dean Brownlie
Previous record 136 Blair Pocock and Mathew Bell 1996/97

Record Partnership vs Otago

5th Wicket 226 Daryl Mitchell and Tim Seifert
Previous best 131 Joseph Yovich and Daniel Flynn 2011/12



NORTHERN DISTRICTS MEN'S TEAM

Ford Trophy Results

Auckland Aces vs Northern Districts

at Eden Park Outer Oval, Auckland. 15th January 2017

Auckland Aces 295 (47.1 overs) (SM Solia 152, GD Phillips 34; JJ Boulton 3 for 63)

Northern Districts 134 (27 overs) (DJ Mitchell 39; LH Ferguson 6 for 27)

Auckland Aces won by 161 runs.

Northern Districts vs Canterbury

at Seddon Park, Hamilton. 18th January 2017.

Canterbury 135 (32 overs) (JCT Boyle 41; BG Randell 4 for 34, BR Hampton 3 for 24)

Northern Districts 136 for 1 (29.3 overs) (JF Carter 64, DG Brownlie 55 not out)

Northern Districts won by nine wickets.

Northern Districts vs Central Stags

At Seddon Park, Hamilton. 22nd January 2017.

Northern Districts 266 for 6 (50 overs) (DJ Mitchell 93 not out, NF Kelly 57, DG Brownlie 47, TL Seifert 38)

Central Stags 200 for 8 (32.1 overs) (JA Clarkson 38 not out, BS Smith 36, SHA Rance 32, JD Ryder 31)

Central Stags won by two wickets (DLS System).

Northern Districts vs Otago Volts

at Cobham Oval, Whangarei. 25th January 2017.

Northern Districts 259 (49.4 overs) (DG Brownlie 71, TL Seifert 56; MJG Rippon 3 for 36, C Viljoen 3 for 45)

Otago Volts 134 (38.3 overs) (DC de Boorder 43; ZN Gibson 4 for 31)

Northern Districts won by 125 runs.

Northern Districts vs Wellington Firebirds

Northern Districts 285 for 6 (50 overs) (NF Kelly 118 not out, BR Hampton 35 not out, DG Brownlie 30, SC Kuggeleijn 30)

Wellington Firebirds 150 (34.3 overs) (MJ Taylor 45, MA Pollard 30; JJ Boulton 3 for 29, SC Kuggeleijn 3 for 34)

Northern Districts won by 135 runs.

Canterbury vs Northern Districts

at Hagley Oval, Christchurch. 1st February 2017.

Canterbury 275 for 7 (50 overs) (HM Nicholls 140, JCT Boyle 43; SC Kuggeleijn 3 for 29)

Northern Districts 273 (49.4 overs) (TL Seifert 104, DJ Mitchell 57, B Popli 39, NF Kelly 30; LV van Beek 4 for 55, TG Johnston 3 for 47)

Canterbury won by 2 runs.

Central Stags vs Northern Districts

at Pukekura Park, New Plymouth. 4th February 2017.

Central Stags 401 for 8 (50 overs) (GH Worker 181, WA Young 87, JD Ryder 81; BG Randell 3 for 68)

Northern Districts 174 (35.3 overs) (SC Kuggeleijn 65, TL Seifert 40; Worker 4 for 36, AY Patel 3 for 61)

Central Stags won by 227 runs.

Otago Volts vs Northern Districts

at University Oval, Dunedin. 8th February 2017.

Northern Districts 288 for 6 (50 overs) (DJ Mitchell 72 not out, B Popli 69, NF Kelly 67, CJ Anderson 32; JDS Neesham 3 for 68)

Otago Volts 289 for 8 (34.1 overs) (AK Kitchen 143 not out, JL Finnie 32, MJG Rippon 31; IS Sodhi 4 for 85)

Otago Volts won by two wickets.

Qualifying Final 2

Central Stags vs Northern Districts

at Pukekura Park, New Plymouth. 11th February 2017.

Central Stags 336 for 7 (50 overs) (TC Bruce 100, GH Worker 79, K Noema-Barnett 74, BM Wheeler 31 not out; IS Sodhi 3 for 46)

Northern Districts 288 (48.3 overs) (SC Kuggeleijn 85 not out, CJ Anderson 79, NF Kelly 44, DJ Mitchell 37; AY Patel 3 for 43, SHA Rance 3 for 47)

Central Stags won by 48 runs.

Ford Trophy Milestones

List A Debut:

Peter Bocock, Henry Cooper, Zac Gibson, Bharat Popli, Brett Randell, Freddie Walker, Josef Walker

Highest Score:	Joseph Carter	64
	Nick Kelly	57, 118 not out
	Scott Kuggeleijn	65, 85 not out
	Bharat Popli	39, 69
	Tim Seifert	38, 56, 104

Best Bowling:	Zac Gibson	4 for 31
	Ish Sodhi	4 for 85

50 Wickets:	Scott Kuggeleijn
--------------------	------------------

Most Expensive Bowling:	Scott Kuggeleijn	10 – 0 – 95 – 1
--------------------------------	------------------	-----------------

Most Catches in an Innings	Tim Seifert	4
-----------------------------------	-------------	---

Record Partnership vs Otago

7th wicket 46* Daryl Mitchell and Brett Hampton



NORTHERN DISTRICTS MEN'S TEAM

Ford Trophy Figures

	M	I	NO	HS	Runs	Avg	S/R	100	50	Ct	St	Overs	Mdn	Runs	Wkt	Avg	5wi	BB	RPO	
CJ Anderson	5	4	0	79	124	31.00	81.58		1	6										
JD Baker	1	1	0	0	0	0.00	0.00			1		9	1	69						7.67
PD Boccock (D)	1	1	0	0	0	0.00	0.00			2										
JJ Boulton	8	4	0	21	39	9.75	88.64			1		43	0	293	9	32.56		3 - 29	6.81	
DG Brownlie	7	7	1	71	218	36.33	67.91		2	3										
JF Carter	4	4	0	64	78	19.50	66.67		1	1										
HR Cooper (D)	3	3	0	22	28	9.33	37.84			1		3	0	25	1	25.00		1 - 25	8.33	
DR Flynn	1	1	0	0	0	0.00	0.00													
ZN Gibson (D)	7	4	1	4	4	1.33	33.33			2		45.1	4	251	9	27.89		4 - 31	5.57	
BR Hampton	8	7	3	35*	121	30.25	114.15			2		51	1	285	9	31.67		3 - 24	5.59	
NF Kelly	9	8	1	118*	343	49.00	91.47	1	2	1		1	0	5						5.00
SC Kuggeleijn	9	8	1	85*	242	34.57	106.14		2	6		83	9	425	17	25.00		3 - 29	5.12	
DJ Mitchell	8	8	2	93*	355	59.17	94.16		3	7		39.2	1	290	10	29.00		2 - 46	7.40	
B Popli (D)	7	7	0	69	164	23.43	64.82		1	1										
BG Randell (D)	3	1	0	0	0	0.00	0.00			1		21	1	124	7	17.71		4 - 34	5.90	
TL Seifert	8	8	1	104	261	37.29	101.56	1	1	12	2									
IS Sodhi	6	3	1	7	7	3.50	175.00			1		54	4	272	14	19.43		4 - 85	5.04	
FL Walker (D)	2	1	1	1*	1		50.00			1		9	0	57						6.33
JF Walker (D)	2	2	1	11*	19	19.00	100.00					10	0	84						8.40



Dean Brownlie & Nick Kelly

MCDONALD'S SUPER SMASH



Daryl Mitchell



McDonald's Super Smash Results

Knights vs Wellington Firebirds

at Seddon Park, Hamilton. 4th December 2016

Knights 142 (19.3 overs) (NJ Reardon 34, CJ Anderson 34, JF Carter 32; JW Dernbach 2 for 35, LJ Woodcock 2 for 37)

Wellington Firebirds 135 for 9 (20 overs) TA Blundell 63; DJ Mitchell 4 for 35, B Laughlin 3 for 13)

Knights won by 7 runs

Central Stags vs Knights

at Yarrow Stadium, New Plymouth. 10th December 2016.

Knights 137 for 6 (20 overs) (DG Brownlie 43, DJ Mitchell 34; SHA Rance 3 for 30)

Central Stags

No Result

Otago Volts vs Knights

at University Oval, Dunedin. 14th December 2016.

Otago Volts 177 for 5 (15 overs) (NT Broom 57, JDS Neesham 42 not out, MG Bracewell 34)

Knights 175 for 9 (15 overs) (DG Brownlie 52, CJ Anderson 30, MJ Santner 29; WD Barnes 3 for 45, N Wagner 2 for 22, Neesham 2 for 26)

Otago Volts won by 2 runs.

Knights vs Auckland Aces

at Seddon Park,, Hamilton. 17th December 2016.

Auckland Aces 186 for 6 (20 overs) (RJ Nicol 55, C de Grandhomme 36, JA Raval 27, C Munro 26; IS Sodhi 2 for 26)

Knights 148 for 6 (20 overs) (DJ Mitchell 37 not out, MJ Santner 30, CJ Anderson 28; TS Nethula 2 for 20, MJ McClenaghan 2 for 32)

Auckland Aces won by 38 runs.

Knights vs Otago Volts

at Bay Oval, Mt Maunganui. 18th December 2016.

Knights 157 for 5 (20 overs) (TL Seifert 41, CJ Anderson 39; N Wagner 3 for 22)

Otago Volts 158 for 2 (17.3 overs) (NT Broom 54 not out, MG Bracewell 41 not out, HD Rutherford 39)

Otago Volts won by eight wickets.

Knights vs Central Stags

at Seddon Park, Hamilton. 23rd December 2016.

Knights 197 for 5 (20 overs) (MJ Santner 45 not out, DG Brownlie 36, B-J Watling 35, CJ Anderson 28; BM Tickner 2 for 38)

Central Stags 187 for 5 (20 overs) (DPMD Jayawardene 64, JA Clarkson 37 not out, WA Young 31, GH Worker 26)

Knights won by 10 runs.

Knights vs Auckland Aces

at Bay Oval, Mt Maunganui. 27th December 2016.

Auckland Aces 142 for 6 (20 overs) (BJ Horne 39, MS Chapman 30; JJ Boult 2 for 21, SC Kuggeleijn 2 for 28)

Knights 143 for 1 (15.3 overs) (DG Brownlie 54, B-J Watling 53 not out)

Knights won by nine wickets.

Knights vs Canterbury Kings

at Bay Oval, Mt Maunganui. 29th December 2016.

Canterbury Kings 127 for 6 (20 overs) (TD Astle 37 not out, HM Nicholls 25; SC Kuggeleijn 2 for 22, TL Lawford 2 for 34)

Knights 129 for 4 (17.5 overs) (B-J Watling 52 not out, DG Brownlie 36; Astle 2 for 21, TG Johnston 2 for 24)

Knights won by six wickets.

Knights vs Wellington Firebirds

at Seddon Park, Hamilton. 30th December 2016.

Knights 175 for 2 (20 overs) (CJ Anderson 72 not out, B-J Watling 58, DG Brownlie 35)

Wellington Firebirds 179 for 1 (19 overs) (MHWS Papps 80 not out, TA Blundell 63 not out)

Wellington Firebirds won by nine wickets.

Canterbury Kings vs Knights

at Hagley Oval, Christchurch. 2nd January 2017.

Canterbury Kings 161 for 7 (20 overs) (TWM Latham 82, PG Fulton 36; NP Winter 2 for 30)

Knights 152 for 7 (20 overs) (SC Kuggeleijn 38 not out, B-J Watling 37, DJ Mitchell 33; KA Jamieson 2 for 20, TG Johnston 2 for 32)

Canterbury Kings won by nine runs.



McDonald's Super Smash Figures

	Mtch	Inns	NO	HS	Runs	Avge	S/R	100	50	Ct	St	Overs	Mdns	Runs	Wkts	Avge	BB	RPO
CJ Anderson	9	9	2	72*	270	38.57	143.62		1	3								
PD Boccock (D)	3									3								
JJ Boulton	10	3	2	9	10	10.00	111.11			2		31	0	225	7	32.14	2 - 21	7.26
TA Boulton	2											8	0	77	1	77.00	1 - 38	9.63
DG Brownlie	10	10	0	54	308	30.80	139.37		2	3								
JF Carter	4	4	0	32	52	13.00	118.18			1								
ZN Gibson (D)	4	2	0	5	5	2.50	125.00			4		9	0	81	3	27.00	1 - 18	9.00
RM Hira	1	1	0	7	7	7.00	175.00					3	0	27				9.00
NF Kelly	6	4	2	23*	29	14.50	103.57											
SC Kuggeleijn	9	6	4	38*	107	53.50	157.35			6		28.3	0	231	8	28.88	2 - 22	8.16
B Laughlin	2	1	0	0	0	0.00	0.00			2		4	1	13	3	4.33	3 - 13	3.25
TL Lawford (D)	3	1	0	7	7	7.00	175.00					11	0	95	3	31.67	2 - 34	8.64
DJ Mitchell	10	8	3	37*	152	30.40	124.59			4		25	0	235	9	26.11	4 - 35	9.40
NJ Reardon (D)	3	3	0	34	34	11.33	121.43			1								
MJ Santner	4	4	1	45*	123	41.00	173.24			1		11	0	109	3	36.33	1 - 12	9.91
TL Seifert	10	8	0	41	113	14.13	107.62			3								
IS Sodhi	9	2	2	4*	7		116.67					27	0	200	4	50.00	2 - 26	7.41
TG Southee	3											10	0	97	2	48.50	1 - 34	9.70
B-J Watling	7	7	2	58	265	53.00	113.73		3	1								
NP Winter (D)	1											4	0	30	2	15.00	2 - 30	7.50



McDonald's Super Smash Milestones

Twenty20 Debut:

Peter Boccock, Joe Carter, Zac Gibson

Knights Debut:

Trent Lawford, Roneel Hira, Nathan Reardon, Nick Winter

Highest Score:

Corey Anderson 72 not out
 Scott Kuggeleijn 38 not out
 Mitchell Santner 29, 30, 45 not out
 Tim Seifert 41

Best Bowling:

Daryl Mitchell 4 for 35
 Mitchell Santner 1 for 12

1000 Runs:

B-J Watling

50 Wickets:

Tim Southee

50 Games:

Daryl Mitchell

Record Partnership vs Auckland Aces

1st wicket 87 B-J Watling and Dean Brownlie

Record Partnership vs Canterbury Kings

3rd Wicket 51 B-J Watling and Tim Seifert

7th Wicket

18 Scott Kuggeleijn and Roneel Hira

Record Partnership vs Otago Volts

1st Wicket 52 Dean Brownlie and Joe Carter



SKYCITY HAMILTON NORTHERN SPIRIT SEASON REVIEW

EMILY DRUMM

The Spirit team for 2016/17 was one that held a lot of promise. Our aim was to make a final with the T20 trophy our best chance.

The season consisted of five rounds with three games against each opposition, one T20 and two 50 over games. It started encouragingly with one win against Auckland in the first round. A side that is full of NZ internationals, this was a good way to start the season.

Next up was Wellington and again getting one win against a strong team was a great turnaround from last year.

We went into the Christmas double round feeling positive with the recent performances setting us up nicely for the season. We ran Canterbury close and were unlucky to not come away with two wins when we should have finished them off.

The Otago round was our poorest of the season with three loses against a team we matched on paper. Our last round was our most successful with 2 wins against Central Districts and a positive way to finish.

Standout for the season was Nat Dodd who was player of the year.

We had a great group of girls who all contributed along the way. The challenge is now for the team to be more consistent and I look forward to seeing the younger players come of age.

The team is in good shape for 2017/18 season and I expect us to be challenging for a trophy before too long.



“We had a great group of girls who all contributed along the way”



SKYCITY HAMILTON NORTHERN SPIRIT

T20 Results

Skycity Hamilton Northern Spirit vs Auckland Hearts
at Cobham Oval, Whangarei. 25th November 2016.
Skycity Hamilton Northern Spirit 111 for 6 (20 overs) (BM Halliday 32, AM Peterson 2 for 16)
Auckland Hearts 32 for 1 (4.2 overs)
No Result

Skycity Hamilton Northern Spirit vs Wellington Blaze
at Cobham Oval, Whangarei. 2nd December 2016.
Wellington Blaze 117 for 4 (20 overs) (RH Priest 48 not out, SFM Devine 38; EJ Parker 2 for 27)
Skycity Hamilton Northern Spirit 119 for 3 (19.2 overs) (CA Gurrey 40, NC Dodd 25; AC Kerr 2 for 21)
Skycity Hamilton Northern Spirit won by seven wickets.

Skycity Hamilton Northern Spirit vs Canterbury Magicians
at Bert Sutcliffe Oval, Lincoln. 27th December 2016.
Skycity Hamilton Northern Spirit 143 for 2 (20 overs) (NC Dodd 63 not out, BM Bezuidenhout 28 not out)
Canterbury Magicians 144 for 3 (20 overs) (FL Mackay 57, EM Birmingham 44)
Canterbury Magicians won by seven wickets.

Otago Sparks vs Skycity Hamilton Northern Spirit
at University Oval, Dunedin. 2nd January 2017
Skycity Hamilton Northern Spirit 88 for 9 (20 overs) (VL Holden 3 for 13, LM Kasperek 2 for 11, KA Heffernan 2 for 15)
Otago Sparks 91 for 4 (16.4 overs) (Kasperek 27)
Otago Sparks won by six wickets.

Central Hinds vs Skycity Hamilton Northern Spirit
at Nelson Park, Napier. 3rd February 2017.
Skycity Hamilton Northern Spirit 182 for 2 (20 overs) (NC Dodd 70 not out, BM Bezuidenhout 64, SRH Curtis 34 not out)
Central Hinds 143 for 8 (20 overs) (MJ Hansen 31 not out, JM Watkin 25; NH Patel 4 for 10, BM Perry 2 for 23)
Skycity Hamilton Northern Spirit won by 39 runs.



Nensi Patel

T20 Figures

	Mtch	Inns	NO	HS	Runs	Avg	S/R	100	50	Ct	St	Overs	Mdns	Runs	Wkts	Avg	Swi	BB	RPO
KG Anderson	5	2	0	8	10	5.00	45.45					13	0	86	3	28.67		1 - 19	6.62
BM Bezuidenhout	5	5	2	64	132	44.00	104.76		1	4	1								
K Carswell (D)	4	2	1	10	12	12.00	92.31					5	0	62	1	62.00		1 - 13	12.40
SHE Curtis (D)	5	5	1	34*	69	17.25	106.15					10	0	52	1	52.00		1 - 21	5.20
NC Dodd	5	5	2	70*	203	67.67	105.73		2	2									
EC Drumm	1																		
CA Gurrey	4	4	0	40	79	19.75	101.28												
BM Halliday	4	2	0	32	34	17.00	89.47			1		10	0	51	3	17.00		1 - 14	5.10
TL Hickson (D)	1																		
TF Hollis (D)	1											2	0	13					6.50
K McGill (D)	4											14	1	75	1	75.00		1 - 27	5.36
EJ Parker	4	2	2	7*	12		54.55			1		13	0	102	4	25.50		2 - 27	7.85
NH Patel (D)	4	1	0	1	1	1.00	14.29					7	0	54	5	10.80	1	4 - 19	7.71
BM Perry (D)	1											4	0	23	2	11.50		2 - 23	5.75
AJ Rout	2									3									
KA Tomlinson	5	3	1	23*	40	20.00	102.56			1									

SKYCITY HAMILTON NORTHERN SPIRIT

One Day Results

Skycity Hamilton Northern Spirit vs Auckland Hearts
at Cobham Oval, Whangarei. 26th November 2016.

Skycity Hamilton Northern Spirit 225 for 7 (50 overs) (NC Dodd 93, EJ Parker 48; RSM Lili'i 4 for 47)

Auckland Hearts 201 (45.5 overs) (HR Huddleston 43, ML Green 33, Lili'i 31 not out)

Skycity Hamilton Northern Spirit won by 24 runs.

Skycity Hamilton Northern Spirit vs Auckland Hearts
at Cobham Oval, Whangarei. 27th November 2016.

Skycity Hamilton Northern Spirit 166 for 9 (50 overs)(SRH Curtis 59, KA Tomlinson 33 not out)

Auckland Hearts 167 for 3 (34.1 overs) (KT Perkins 41 not out, VJ Lind 40)

Auckland Hearts won by seven wickets.

Skycity Hamilton Northern Spirit vs Wellington Blaze
at Cobham Oval, Whangarei. 3rd December 2016

Skycity Hamilton Northern Spirit 167 (46.2 overs) (BM Bezuidenhout 40; DM Doughty 3 for 25)

Wellington Blaze 170 for 5 (33.4 overs) (EAJ Richardson 56, SFM Devine 35; KG Anderson 3 for 63)

Wellington Blaze won by five wickets.

Skycity Hamilton Northern Spirit vs Wellington Blaze
at Cobham Oval, Whangarei. 4th December 2016

Skycity Hamilton Northern Spirit 213 for 7 (50 overs) (NC Dodd 81, CA Gurrey 43; EM Fulbrook 3 for 56)

Wellington Blaze 219 for 2 (29.1 overs) (SFM Devine 75 not out, EAJ Richardson 62, RH Priest 50)

Wellington Blaze won by eight wickets.

Skycity Hamilton Northern Spirit vs Canterbury Magicians
at Lincoln Green, Lincoln. 28th December 2016.

Skycity Hamilton Northern Spirit 184 for 9 (50 overs) (KG Anderson 72 not out, NC Dodd 33; KE Ebrahim 3 for 24)

Canterbury Magicians 186 for 6 (37.4 overs) (EM Bermingham 61, Ebrahim 50 not out)

Canterbury Magicians won by four wickets.

Skycity Hamilton Northern Spirit vs Canterbury Magicians
at Lincoln No 3, Lincoln. 29th December 2016.

Skycity Hamilton Northern Spirit 171 for 8 (39 overs) (SRH Curtis 58; FL Mackay 3 for 29)

Canterbury Magicians 172 for 1 (30.3 overs) (Mackay 64 not out, Satterthwaite 58)

Canterbury Magicians won by nine wickets.

Otago Sparks vs Skycity Hamilton Northern Spirit
at University Oval, Dunedin. 3rd January 2017.

Otago Sparks 176 for 7 (27 overs) (MR Cowan 48, KJ Martin 34; KG Anderson 4 for 32)

Skycity Hamilton Northern Spirit

No Result

Otago Sparks vs Skycity Hamilton Northern Spirit
at University Oval, Dunedin. 4th January 2017.

Otago Sparks 291 for 8 (50 overs) (MR Cowan 105, LM Kasperek 68, VL Holden 37 not out)

Northern Spirit 200 for 8 (44.1 overs) (KA Tomlinson 43, KG Anderson 39, NC Dodd 34; BA Langston 4 for 24)

Otago Sparks won by 91 runs.

Central Hinds vs Skycity Hamilton Northern Spirit
at Nelson Park, Napier. 4th February 2017.

Central Hinds 206 (45.1 overs) (RM Burns 48)

Skycity Hamilton Northern Spirit 207 for 4 (40 overs) (NC Dodd 69, CA Gurrey 44, SRH Curtis 30 not out)

Northern Spirit won by six wickets.

Central Hinds vs Skycity Hamilton Northern Spirit
at Nelson Park, Napier. 5th February 2017.

Skycity Hamilton Northern Spirit 126 (39.1 overs) (JM Watkin 4 for 34)

Central Hinds 129 for 4 (21.5 overs) (ML Mitchell 33 not out)

Central Hinds won by six wickets

One Day Figures

	Mtch	Inns	NO	HS	Runs	Avg	S/R	100	50	Ct	St	Overs	Mdns	Runs	Wkts	Avg	BB	RPO
KG Anderson	10	9	2	72*	174	24.86	65.66		1	4		61	1	356	12	29.67	4 - 32	5.84
BM Bezuidenhout (D)	10	7	0	40	148	21.14	68.84			9	3							
K Carswell (D)	8	7	3	19	48	12.00	39.34			3		51.4	3	251	5	50.20	1 - 29	4.88
SRH Curtis (D)	10	9	1	59	203	25.38	70.24		1	1		32.2	3	187	5	37.40	2 - 24	5.81
NC Dodd	10	9	0	93	349	38.78	69.94		3	3								
CA Gurrey	8	7	0	44	171	24.43	61.29											
BM Halliday	7	4	0	19	55	13.75	74.32			1		32	1	148	3	49.33	1 - 27	4.63
TL Hickson	1	1	0	12	12	12.00	37.50											
TF Hollis (D)	4	2	2	1*	2		20.00					9	0	69	3	23.00	1 - 12	7.67
MA Knight	1	1	1	2*	2		9.52			1		2	0	21				10.50
K McGill (D)	8	5	2	5*	11	3.67	50.00			1		53.2	5	269	7	38.43	2 - 20	5.06
EJ Parker	8	7	0	48	90	12.86	31.36			2		45.5	2	254	6	42.33	2 - 57	5.58
NH Patel (D)	8	6	2	10	20	5.00	35.71			1		51.3	4	223	7	31.86	2 - 49	4.35
BM Perry (D)	2	1	0	12	12	12.00	75.00			1		9	1	46	1	46.00	1 - 46	5.11
AJ Rout	5	2	0	3	3	1.50	25.00			1		7.2	0	40	2	20.00	2 - 8	5.56
KA Tomlinson	10	8	1	43	161	23.00	70.00			3								

SKYCITY HAMILTON NORTHERN SPIRIT

Milestones - T20

Twenty20 Debut:

Tessa Hickson, Tayla Hollis, Nensi Patel, Brianna Perry

Skycity Hamilton Northern Spirit Debut:

Bernadine Bezuidenhout, Kari Carswell, Samantha Curtis, K McGill

Highest Score: Bernadine Bezuidenhout 28 not out, 64
Samatha Curtis 34
Natalie Dodd 63 not out, 70
Brooke Halliday 33

Best Bowling: Nensi Patel 4 for 19
Emma Parker 2 for 27

50 Matches: Natalie Dodd

Highest Individual Score vs Canterbury

Natalie Dodd 63 not out
Previous highest Nicola Browne 58 03/01/2012

Highest Individual Score

Natalie Dodd 70 not out vs Central Districts
Previous Best Kate Pulford 61 19/12/2008

Best Bowling

Nensi Patel 4 for 19 vs Central Districts
Previous Best Kate Pulford 3 for 25 04/09/12

Highest Team Score vs Canterbury

143 for 2
Previous highest 141 for 6 01/01/2012

Highest Team Score

182 for 2 vs All Associations
Previous highest 152 for 3 vs Central Districts 2008/09

Lowest Team Total vs Otago:

88 for 9
Previous lowest 99 for 9 14/01/11

Largest Winning Margin

39 runs
Previous largest 25 runs vs Auckland 2007/08

Record Partnership vs All Comers

2nd wicket 111 Natalie Dodd and Bernadine Bezuidenhout
Previous best 109* Mandy Godliman and Anna Wilkins vs Wellington 01/02/08

3rd wicket

70* Natalie Dodd and Bernadine Bezuidenhout
Previous best 69 Holly Trollip and Nicola Browne vs Otago 27/12/2011

Record Partnership vs Canterbury

2nd wicket 42 Natalie Dodd and Samantha Curtis
Previous best 29 Caitlin Gurrey and Nicola Browne 16/01/15

3rd wicket 70* Natalie Dodd and Bernadine Bezuidenhout
Previous best 54 Anna Peterson and Nicola Browne 01/01/12

Record Partnership vs Central Districts

2nd Wicket 111 Natalie Dodd and Bernadine Bezuidenhout
Previous best 45 Kate Pulford and Anna Wilkins 19/12/08

3rd Wicket 65* Natalie Dodd and Samantha Curtis

Previous best 36 Nic Browne and Mandy Godliman 25/01/09

Record Partnership vs Otago

=9th wicket 15 Emma Parker and Kari Carswell
=with 15 Heidi Arndt and Brooke Kirkbride

Milestones - One Day

Limited Over Debut:

Tayla Hollis, Nensi Patel, Brianna Perry

Northern Spirit Debut:

Bernadine M Bezuidenhout, Samantha Curtis, Kari Carswell, K McGill

Highest Score: Kate Anderson 72 not out
Caitlin Gurrey 43, 44
Emma Parker 48

Best Bowling: Alisa Rout 2 for 8

1000 Runs: Kerry-Anne Tomlinson

Most Catches in a Innings:

Bernadine Bezuidenhout 5
Previous most 4 Jeanette Ulyett 2005/06 and Natalie Dodd 2011/12

Record Partnership vs All Comers

2nd Wicket 154 Natalie Dodd and Emma Parker
Previous best 127 Natalie Dodd and Anna Peterson vs Wellington 2012/13

8th wicket

66 Kate Anderson and Kari Carswell
Previous best 52 Brooke Halliday and Sian Ruck vs Wellington 29/12/2014

Record Partnership vs Auckland

2nd Wicket 155 Natalie Dodd and Emma Parker
Previous best 50 Victoria Brown and Anna Wilkins 2003/04

Record Partnership vs Canterbury Magicians

8th wicket 66 Kate Anderson and Kari Carswell
Previous best 46 Maree Hannay and Jeanette Ulyett 03/01/05

Record Partnership vs Otago Sparks

5th wicket 80 Kate Anderson and Kerry Anne Tomlinson
Previous best 43* Neisha Pratt and Anna Wilkins 1999/00

NORTHERN DISTRICTS A

The ND A team fills a valuable role in our High performance programme. It provides opportunities for players to compete at a level above the Fergus Hickey and Brian Dunning competitions and to press for selection in the top team.

The National A Tournament was again played at Lincoln, NDA finishing runners up to Wellington A. Three day games were played against Auckland A and Central Districts A. Two one day games were also played between Northern Districts' teams to provide opportunities for a wider group of players.

This season saw Northern Districts organise a T20 tournament for the four North Island Major Associations A teams. This tournament is set to become an annual event, providing much needed player exposure to the T20 format. Taupo's Owen Delany Park proved an ideal venue for this tournament.

National Tournament Results

Northern Districts A v Central Districts A

at Bert Sutcliffe Oval, Lincoln, 3 January 2017

Northern Districts A 194 (LC Williamson 50, ML Thomas 3/39)

Central Districts A 198/4 (JW McDougall 66, BD Schmulian 66no)

Central Districts A won by 6 wickets

Northern Districts A v Canterbury A

at Lincoln No. 3, 4 January 2017

Northern Districts A 26/1

Game abandoned due to rain.

Northern Districts A v Wellington A

at Lincoln No. 3, 5 January 2017

Wellington A 191/8 (AT Fletcher 46, ST Noster 32)

Northern Districts A 151 (JF Carter 55, VK Jeet 5/18)

Wellington won by 40 runs

Northern Districts A v New Zealand Under 18s

at Burt Sutcliffe Oval, Lincoln, 7 January 2017

Northern Districts A 359/7 (B Popli 49, JF Carter 119, HR Cooper 53, NF Kelly 57, MJ Otley 3/47)

New Zealand U18 139/6 (S Patel 44, LC Johnston 70)

Northern Districts A win by 121 runs (Duckworth/Lewis Method)

Northern Districts A v Otago A

at Lincoln No. 3, 8 January 2017

Northern Districts A 286/7 (B Popli 88, BR Hampton 78)

Otago A 177 (AT Nidamanuru 62, AR Vodnala 3/31)

Northern Districts won by 109 runs

Northern Districts A v Auckland A

at Lincoln Green, 9 January 2017

Northern Districts A 315 (A Desai 88, NF Kelly 90, S Patel 69, D Ferns 4/60, RS Sandhu 3/57)

Auckland A 290 (GK Beghin 67, BJ Horne 87, DG Winn 39)

Northern Districts A won by 25 runs.

Other Match Results

Northern Districts A v Auckland A (3 day game)

at Cobham Oval, Whangarei, 1-3 November 2016

Auckland A 259 (S Solia 86, G Beghin 65, A Lane 48, F Walker 7/99) and 209/8 declared (G Phillips 61, M Chapman 57, F Walker 3/72, J Boulton 4/58)

Northern Districts A 196 (B Hampton 49, H Cooper 41, V Davies 36, D Watson 4/33, E Herd 3/63) and 273/5 (H Cooper 141no, P Boccock 45)

Northern Districts A won by 5 wickets

Northern Districts A Gold v Northern Districts A Maroon

(One day game, reduced to 32 overs) at Weymouth Oval, Manurewa, 19 December 2016

Northern Districts Maroon 147/2 (H Cooper 56no, N Kelly 51no)

Northern Districts Gold 178 (A Desai 33)

Northern Districts Gold won by 31 runs

Northern Districts A Gold v Northern Districts A Maroon (One day game)

at Weymouth Oval, Manurewa, 20 December 2016

Northern Districts Gold 268/8 (L Williamson 39, P Boccock 63no, O Pringle 31)

Northern Districts Maroon 269/6 (H Cooper 61, J Carter 31, B Hampton 94, V Davies 49no, O Pringle 4/33)

Northern Districts Maroon won by 4 wickets

Quadrangular T20 Tournament

At Owen Delany Park, Taupo, 29-30 November 2016

**Round 1: Central Districts beat Northern Districts
Wellington beat Auckland**

**Round 2: Northern Districts beat Auckland
Wellington beat Central Districts**

**Round 3: Wellington beat Northern Districts
Central Districts beat Auckland**

Final: Northern Districts A 134/7 (J Boulton 35no.)

Wellington A 135/5 (M Pollard 51, D Pienaar 36, Z Gibson 2/21)

Wellington won by 5 wicket

NORTHERN DISTRICTS A

National Tournament Figures

	Mt	Inns	NO	HS	Runs	Avg	S/R	100	50	Ct	St	Overs	Mdn	Runs	Wkts	Avg	BB	RPO
PD Boccock	5	4	1	22*	53	17.67	92.98			5	1							
JF Carter	6	6	0	119	205	34.17	112.64	1	1	2								
RM Christopherson	1	1	0	9	9	9.00	112.50			2								
HR Cooper	5	5	1	53	112	28.00	71.34		1	1		17.4	1	85	4	21.25	2 - 24	4.89
A Desai	5	5	0	88	137	27.40	85.63		1			1	0	8				8.00
TC Goodin	4	1	1	3*	3		300.00					20	2	109	3	36.33	2 - 35	5.45
BR Hampton	6	5	1	78	131	32.75	109.17		1	3		31	4	147	7	21.00	2 - 20	4.74
NF Kelly	5	4	0	90	183	45.75	116.56		2	3		3	0	21				7.00
Sandeep Patel	1	1	0	69	69	69.00	123.21		1									
B Popli	6	6	1	88	178	35.60	72.95		1	6								
OM Pringle	5	4	1	20	30	10.00	107.14			1		21	0	138	3	46.00	2 - 71	6.57
BG Randell	6	3	2	20*	32	32.00	58.18			5		34.1	1	138	4	34.50	2 - 20	4.05
AR Vodnala	6	4	1	22	38	12.67	64.41					35	2	165	8	20.63	3 - 31	4.71
FL Walker	6	1	0	8	8	8.00	66.67					41.5	3	170	7	24.29	2 - 30	4.10
LC Williamson	5	4	0	50	64	16.00	52.46		1									



Henry Cooper getting 100 in the Plunket Shield

McCaw Lewis Lawyers NORTHERN MAORI



Northern Districts continued to support Maori in cricket, fielding both men's and women's teams, both sponsored by McCaw Lewis Lawyers.

Unfortunately the men's programme was badly affected by the weather. The annual fixtures against NZ Croatia and Waikato University had to be cancelled. However, a blend of experienced and promising players enjoyed success in a new fixture against Kaipaki Cricket Club.

Northern Maori 384/9 (Mikaere Leef 86, Ben Pomare 64, Tom Hayes 53, Bayden Morey 58, Leighton Parsons 31)
Kaipaki 240 (Timoti Weir 2/40, Andy McLean 3/27)
Northern Maori won by 144 runs.

A feature of the season was the emergence of a group of young promising players at the Northern Districts Senior Secondary Schools Tournament in December. The inclusion of these players in the Northern Districts high performance programme, the selection of several of them in the Northern Districts Age Group Teams, and playing opportunities with Northern Maori are all part of our ongoing programme aimed at providing a player pathway for young Maori. Zak Gibson has already progressed to the Northern Districts team and Katene Clarke to the NZ under 19 team.

The women's team made a return visit to the Cook Islands in September 2016. Games were played against the Cook Islands women's team and local club teams. These tours benefit both groups. The Cook Islands need strong competition to develop their skills and tours provide incentive for Maori girls to be recruited and retained in the game. Kerry Tomlinson acted as coach/organiser. Special thanks to the Hollis family from Gisborne, who supported Kerry in tour management. A game was also organised later in the season against a Samoan women's team.

Players who toured Rarotonga were: Kerry Tomlinson (Capt/Coach), Ariana Te Wake, Taylor Hollis, Jayda Tainui, Quinn

Robinson, Taneika Uerata, Ashlee Hawkes-Board, Maija Stephens, Briana Perry, Phoebe Taylor, Christine Hollis.

Congratulations to Kerry Tomlinson who was awarded NZ Cricket's Maori Cricket Scholarship for 2017 as well as Maori Player of the Year. Kerry was the player of the tournament in the Northern Premier League, performed well for the Spirit, and was the driving force behind the Northern Maori Women's team.



McCaw Lewis
LAWYERS

HAWKE CUP CHALLENGES

The Hawke Cup is the symbol of supremacy among New Zealand's 22 District Associations. Four regional winners earn the right to challenge the holder for the Hawke Cup. The challenge matches are 3 day games. Bay Of Plenty started the 2016/17 season as holders of the Hawke Cup and resisted all four challenges to remain New Zealand's top District Association representative team.

Bay of Plenty vs Counties-Manukau

At Bay Oval, Mt Maunganui. 28,29,30 January 2017.

Bay of Plenty 701 (195.4 overs) (AZ Lees 223, DM Deeble 108, RPO Drysdale 84, BS Musgrave 61, SB Davey 53, TC Goodin 46, TJ Clarke 45, TJ MacRury 32; BA Rhodes 3 for 97)

Counties-Manukau 220 (53.5 overs) (Rhodes 65, AR Vodnala 41, VE Davies 37; CM Atkinson 4 for 22)

Match Drawn. Bay of Plenty won on first innings

Bay of Plenty vs Hawkes Bay

at Bay Oval, Mt Maunganui. 10,11,12 February 2017.

Bay of Plenty 170 (56.2 overs) (DM Deeble 61, BH Thompson 45; LR Dudding 6 for 46) and 470 (115.1 overs) (AZ Lees 141, SB Davey 141, JF Carter 61; LA Rukuwai 3 for 101)

Hawkes Bay 103 (45.1 overs) (BD Schmullian 47 not out; Deeble 4 for 34) and 120 for 7 (25.1 overs) (R Young 37 not out, JHS Smith 30)

Match Drawn. Bay of Plenty won on first innings

Bay of Plenty vs Nelson

at Bay Oval, Mt Maunganui. 24,25,26 February 2017.

Bay of Plenty 469 for 9 decl. (162.5 overs) (SB Davey 111, JF Carter 105, RPO Drysdale 90, TJ MacRury 64; JM O'Connor 3 for 69)

Nelson 275 (71.2 overs) (MJ Thelin 69, NC Clark 63, FJM Murray 41; JJ Boulton 3 for 59, TC Goodin 3 for 88)

Match Drawn. Bay of Plenty won on first innings

Bay of Plenty vs Southland.

at Bay Oval, Mt Maunganui. 10,11,12 March 2017.

Southland 247 (99.5 overs) (JM Domigan 82, SM Fitzgibbon 33; JJ Boulton 3 for 44)

Bay of Plenty 157 for 5 (55 overs) (Boulton 38 not out, SB Davey 32 not out)

Match Drawn



SPLICE CONSTRUCTION

NORTHERN DISTRICTS U19 MEN

The players selected in the Northern Districts Under 19 Men's team to play at the National Under 19 Tournament at Lincoln in December 2016 were as follows:

Alastair Blackett	Bay of Plenty ©
Cullen Aislabie	Hamilton
Alex Clare	Hamilton
Katene Clarke	Counties Manukau
Matthew Fisher	Waikato Valley
Brayden Gaylor	Hamilton
Dion Joll	Counties Manukau
Jamie Moore	Hamilton
Sandeep Patel	Counties Manukau
Ravi Pathirana	Hamilton
Cooper Rowell	Hamilton
Robbie Tallott	Poverty Bay
Matt Whitley	Hamilton

Coach: Chris Kuggeleijn
Manager: Graeme Aldridge

The team performed well over the tournament eventually finishing in 3rd place. Three players (Cullen Aislabie, Sandeep Patel and Katene Clarke) averaged more than 40 with the bat, with Brayden Gaylor being the leading wicket-taker with his left arm spin.

Three players – Katene Clarke, Sandeep Patel and Matthew Fisher were named in the New Zealand Under 18 side that played in the National Mens 'A' tournament in January 2017. All three performed strongly.

Results

Northern Districts U19 vs Central Districts U19

at Lincoln Green, Lincoln. 15th December 2016

Central Districts U19 232 for 9 (50 overs) (CK Leopard 60, MJ Ave 42; MJ Fisher 3 for 26)

Northern Districts U19 236 for 7 (47 overs) (KD Clarke 105, AJ Blackett 34)

Northern Districts U19 won by three wickets.

Northern Districts U19 vs Wellington U19

at Lincoln No 3, Lincoln. 16th December 2016.

Wellington U19 234 for 5 (50 overs) (R Ravindra 65, TM Johnson 63, JJNP Bhula 35; BS Gaylor 3 for 42)

Northern Districts U19 124 (37.5 overs) (Sandeep Patel 59 not

SPLICE
CIVIL & ROAD CONSTRUCTION

out; JW Hartshorn 3 for 24, CG Harrison 3 for 44)

Wellington U19 won by 110 runs.

Northern Districts U19 vs Auckland U19

at Lincoln No 3, Lincoln. 17th December 2016

Northern Districts U19 211 for 8 (50 overs) (DE Joll 68, KD Clarke 61; WT O'Donnell 3 for 38, DN Phillips 3 for 45)

Auckland U19 198 (49.4 overs) (BJC Beecroft 42, RW Schierhout 38, AW McKenzie 32; DFRRM Pathirana 3 for 32)

Northern Districts U19 won by 13 runs.

Northern Districts U19 vs Canterbury U19

at Bert Sutcliffe Oval, Lincoln. 19th December 2016.

Canterbury U19 242 (48 overs) (WLV Hamilton 84, SJ Gilbery 64, BH Donkers 44; CB Rowell 3 for 43)

Northern Districts U19 245 for 2 (45 overs) (CL Aislabie 96 not out, Sandeep Patel 91 not out, KD Clarke 40)

Northern Districts U19 won by eight wickets.

Northern Districts U19 vs Otago U19

at Bert Sutcliffe Oval, Lincoln. 20th December 2016.

Northern Districts U19 195 for 9 (50 overs) (AJ Blackett 52; RLJ Whelan 3 for 36)

Otago U19 196 for 4 (36 overs) (HRW Kindley 106 not out. A Bhogal 45)

Otago U19 won by six wickets.

Northern Districts U19 vs Otago U19

at Lincoln Green, Lincoln. 22nd December 2016.

Otago U19 285 for 8 (50 overs) (HRW Kindley 94, NG Smith 50, TR Bayly 39, LC Johnson 38; RIJ Tallott 3 for 58)

Northern Districts U19 236 (45.4 overs) (JR Moore 89 not out, CL Aislabie 40; KHG Johnston 3 for 44)

Otago U19 won by 49 runs.

Northern Districts U19 vs Central Districts U19

at Lincoln Green, Lincoln. 23rd December 2016.

Northern Districts U19 88 for 1 (16.2 overs) (CL Aislabie 36 not out, KD Clarke 36 not out)

Central Districts U19

No Result.



UNDER 15 GIRLS

The players selected in the Northern Districts Under 15 Girls' Team that competed at the New Zealand Under 15 Invitational tournament were as follows:

Emma Baker	Hamilton
Lucy Boucher	Hamilton
Samara Clare	Hamilton
Georgina Harris	Hamilton
Erana Hogarth	Poverty Bay
Erin Hunt	Waikato Valley
Kayley Knight	Poverty Bay
Vici Rose Green	Waikato Valley
Sabrina Sidhu	Hamilton
Makayla Templeton	Northland
Holly Topp	Bay of Plenty
Paige Witten	Northland

Coach: Kerry Tomlinson
Manager: Simon Turnbull

This tournament is always an enjoyable and positive experience for the girls, and a good chance for the ND coaching staff to have a look at our aspiring talent, and help figure out the best way ND can support the girls in their development moving forward.

UNDER 18 GIRLS

The following players were selected for the Northern Districts Under 18 Girls' Team

Courtney Hayes	Poverty Bay/Sonic
Jade Litchfield	Northland
Sarah Parker	Waikato Valley/Galaxy
Nensi Patel	Bay of Plenty/Velocity
Briana Perry	Bay of Plenty/Velocity
Quinn Robinson	Waikato Valley/Sonic
Tia Saunders	Northland/Sonic
Amy Smith	Hamilton
Phoebe Taylor	Poverty Bay/Power
Holly Topp	Bay of Plenty
Taneika Uerata	Bay of Plenty
Emma Walton	Hamilton

Coach: Felicity Leydon-Davis
Manager: Janice Fraser

The girls performed admirably over the four days, with lots of good skills, and positive learnings being shown,. Briana Perry was a standout scoring two half centuries



UNDER 21 WOMEN

The players selected in the Northern Districts Under 21 Women's team to play at the National Under 21 Tournament at Lloyd Elsmore Park in Pakuranga were as follows:

Kate Anderson	Bay of Plenty/Power
Brooke Halliday	Counties Manukau/Galaxy
Courtney Hayes	Poverty Bay/Sonic
Tayla Hollis	Poverty Bay/Galaxy
Olivia Lobb	Northland/Sonic
Lucy McHugh	Poverty Bay/Velocity
Emma Parker*	Waikato Valley/Sonic
Sarah Parker	Waikato Valley/Galaxy
Nensi Patel	Bay of Plenty/Velocity
Briana Perry	Bay of Plenty/Velocity
Quinn Robinson	Waikato Valley/Sonic
Phoebe Taylor	Poverty Bay/Power

* Replaced by Tia Saunders (Northland/Sonic) on day 2 of tournament

Coach – Kari Carswell
 Manager/Assistant Coach – Felicity Leydon-Davis

Results

Northern Districts Women U21 vs Otago Women U21
 at Lloyd Elsmore Park 3, Auckland. 15th December 2016.
Northern Districts Women U21 290 (46.5 overs) (BM Halliday 103 not out, OR Lobb 31, KG Anderson 30; EJ Black 3 for 31, GA Hefferman 3 for 66)
Otago Women U21 178 (41.4 overs) (Black 33 not out; PM Taylor 4 for 19)
Northern Districts Women U21 won by 112 runs.

Northern Districts Women U21 vs Canterbury Woman U21
 at Lloyd Elsmore Park No 1, Auckland. 16th December 2016.
Canterbury Women U21 152 (40.1 overs) (EK Kench 42, S Gray 38; KG Anderson 3 for 34)
Northern Districts Women U21 155 for 4 (32.4 overs) (Anderson 58)
Northern Districts Women U21 won by six wickets.

Figures

	Mt	Inns	NO	HS	Runs	Avg	S/R	100	50	Ct	St	Overs	Mdn	Runs	Wkts	Avg	BB	RPO
KG Anderson	7	7	0	60	228	32.57	100.00		2	5		51	0	217	11	19.73	3 - 34	4.25
BM Halliday	7	7	4	103*	361	120.33	118.75	1	3	2								
CL Hayes	7									1		21	1	124	3	41.33	1 - 15	5.90
TF Hollis	7	2	1	7*	7	7.00	63.64			1		34	1	172	7	24.57	4 - 19	5.06
OR Lobb	7	7	0	35	100	14.29	50.25			3	2							
LEM McHugh	7	4	2	5*	5	2.50	29.41			1		5	0	28	2	14.00	2 - 13	5.60
EJ Parker	2	1	0	28	28	28.00	71.79					8.4	0	34	2	17.00	2 - 21	4.05
SK Parker	7	5	0	16	49	9.80	50.52											
NH Patel	7	4	2	16*	55	27.50	56.12			1		44	2	200	8	25.00	2 - 20	4.55
BM Perry	7	6	1	29	69	13.80	65.09			3		34	1	145	10	14.50	3 - 27	4.26
QM Robinson	7	7	3	21*	68	17.00	58.62			5								
T Saunders	5									1		14	0	78	5	15.60	2 - 15	5.57
PMJ Taylor	6	1	0	0	0	0.00	0.00					19	1	93	5	18.60	4 - 19	4.89

Northern Districts Women U21 vs Auckland Women U21
 at Lloyd Elsmore Park 3, Auckland. 17th December 2016.
Auckland Women U21 175 (44.5 overs) (BG Armstrong 34, TI Lamb 33 not out, JE Prasad 32; TF Hollis 4 for 19, BM Perry 3 for 27)
Northern Districts Women U21 176 for 6 (42.4 overs) (BM Halliday 89 not out; SR Naidu 3 for 41)
Northern Districts Women U21 won by four wickets.

Northern Districts Women U21 vs Wellington Woman U21
 at Lloyd Elsmore Park No 2, Auckland. 19th December 2016.
Wellington Women U21 239 for 6 (45 overs) (MG Mason-Jones 94, AC Kerr 71. JM Kerr 31)
Northern Districts Women U21 109 for 7 (21 overs) (B Molony 3 for 19)
Wellington Women U21 won by 45 runs.

Northern Districts Women U21 vs Central Districts Woman U21
Central Districts Women U21 150 for 6 (20 overs) (HM Rowe 32 not out, MJ Hansen 31, JM Watkin 30)
Northern Districts Women U21 149 for 3 (20 overs) (BM Halliday 64, KG Anderson 60)
Central Districts Women U21 won by 1 run.

Northern Districts Women U21 vs Otago Women U21
 at Lloyd Elsmore Park 3, Auckland. 20th December 2016
Otago Women U21 105 for 7 (20 overs) (EL Brown 33; BM Perry 2 for 13, KG Anderson 2 for 15)
Northern Districts Women U21 107 for 6 (18 overs) (BM Halliday 30)
Northern Districts Women U21's won by four wickets.

Northern Districts Women U21 vs Auckland U21
 at Lloyd Elsmore Park, Auckland. 21st December 2016.
Northern Districts Women U21 146 for 2 (20 overs) (OR Lobb 35, BM Halliday 67 not out:
Auckland Women U21 125 for 8 (20 overs) (SR Naidu 32, S Shahri 25; T Saunders 2 for 15, NH Patel 2 for 20, TF Hollis 2 for 31)
Northern Districts Women U21 won by 21 runs.

DISTRICT ASSOCIATION CRICKET

Fergus Hickey Rosebowl

This season only two day of games counted towards the Rosebowl. The introduction of bonus points added interest to the competition and at the start of the final round 4 teams were in contention. Bay of Plenty emerged the narrowest of winners by a single point over Hamilton.

Fergus Hickey Points:

1. Bay of Plenty	39
2. Hamilton	38
3. Northland	33
4. Waikato Valley	31
5. Counties Manukau	18
6. Poverty Bay	6

Round 1: 12-13 November 2016

Waikato Valley 277 (K Vincent 81no, N Goldthorp 65, M Clarke 38, V Davies 4/49)

Counties Manukau 216 (A Vodnala 64, O Pringle 46, C Swanson 3/17)

1st innings points to Waikato Valley

Hamilton 229 (A Desai 45, C Aislabie 37, A Yugaraja 30, S Beamish 3/24) and 146/7 (C Aislabie 31, C Johnston 4/25, S Beamish 3/24)

Northland 233/9 declared (N Parlane 106no, T Beehre 33, J McNeil 4/42)

1st innings points to Northland

Poverty Bay 101 (T Goodin 5/30) and 131 (D Joll 40, T Hayes 38, G Singh 3/5)

Bay of Plenty 304/4 declared (T MacRury 105, P Drysdale 73, B Musgrave 65)

Outright win to Bay of Plenty by an innings and 72 runs.

Round 2: 26-27 November 2016

Waikato Valley 326 (C Hill 81, D Kelliher 57, C Swanson 45, D Stewart 37, J Malpas 37, J Gibson 30, Scott Tallott 6/84) and 53/4

Poverty Bay 229 (G Singh 77no, S Tallott 50, S Morbey 3/49)

1st innings points to Waikato Valley.

Counties Manukau 192 (V Davies 45, O Pringle 41, B Rhodes 31, M Wallbank 3/33, F Walker 3/79)

Hamilton 248/7 (M Dodunski 65no, P Boccock 53, C Aislabie 43, F Walker 33, S Johnston 4/41)

1st innings points to Hamilton

Bay of Plenty 358 (T MacRury 142, P Drysdale 58, A Gooding 37, S Davey 35, B Randell 3/72)

Northland 329/3 (H Cooper 116no, B Kneebone 107, B Hyde 71, S Davey 3/57)

Match drawn

Round 3: 4-5 February 2017

Poverty Bay 100 (D Joll 28, O Pringle 3/27, S Johnston 4/30) and 160 (A Clare 48, S Singh 36, O Pringle 5/45, A Vodnala 3/28)

Counties Manukau 195 (T Payle 51, A Vodnala 34, V Davies 36, M Turner 6/68) and 67/1 (S Patel 37no)

Counties Manukau won outright by 9 wickets.

Hamilton 409/9 (A Desai 165no, F Walker 150no, M Wallbank 36, S Davey 5/60, C Atkinson 3/117)

Bay Of Plenty 322 (P Drysdale 119, S Davey 113, J Baker 3.48, C Rowell 3/23)

1st innings points to Hamilton

Waikato Valley 243 (C Hill 40, S Cooper 108no, C Swanson 38, K Watson 3/69, B Hyde 4/27) and 94/3 (C Swanson 58no)

Northland 186 (R Christopherson 37no, K Vincent 3.32)

1st innings points to Waikato Valley

Round 4: 18-19 February 2017

Counties Manukau v Northland. Match abandoned. (Ground Conditions)

Bay of Plenty v Waikato Valley. Match Abandoned. (Ground conditions)

Hamilton 250/7 (M Dodunski 50, A Desai 31, J Walker 42, P Boccock 54, J Rowe 4/72)

Poverty Bay 88 (G Singh 39, M Wallbank 5/16, C Rowell 3/37)
Game reduced to one innings. Hamilton won by 162 runs

Round 5: 4-3 March 2017

Hamilton 139 (Y Kumar 3/34) and 159 (F Walker 54, Y Kumar 6/71, K Vincent 4/40)

Waikato Valley 115 (M Dodunski 3/30, F Walker 3/46, C Rowell 3/7) and 159 (D Kelliher 30, Y Kumar 31, C Rowell 3/20, F Walker 5/60)

Hamilton won outright by 24 runs

Counties Manukau 169 (O Pringle 58, T Payle 46, T Goodin 5.42, B Hampton 3/48) and 107 (L Williamson 32no, C Atkinson 4/17)

Bay of Plenty 272 (B Hampton 78, P Drysdale 31, T Clarke 39, D Deeble 40, O Pringle 5/45) and 6/0

Bay of Plenty won outright by 10 wickets.

Northland 372/3 declared (B Hyde 79, H Cooper 134no, N Parlane 122no)

Poverty Bay 82 (S Singh 43, B Randell 3/10, K Dill 3/26, S Hyndman 3/17) and 82 (G Singh 21, K Dill 6/20)

Northland won outright by an innings and 208 runs.

DISTRICT ASSOCIATION CRICKET

Brian Dunning Trophy

This season the Limited Overs championship comprised a mix of one day and T20 games, culminating in a final day of play offs at the three day Taupo tournament. Bay of Plenty and Counties Manukau qualified for the final, Counties Manukau winning a hard fought contest.

Round 1: 4 December 2016 (T20)

Northland 173/3 (H Cooper 53no, T Lorton 42, B Hyde 34, A Clare 3/28)

Poverty Bay 121/7 (Scott Tallott 32, G Singh 24, Sam Tallott 23)
Northland won by 52 runs

Waikato Valley 106/7 (C Swanson 25, B Weal 28, M Dodunski 3/17)

Hamilton 110/3 (O Ivins 50, A Desai 30no)
Hamilton won by 7 wickets in 14.5 overs

Counties Manukau 132/6 (L Williamson 44no)

Bay of Plenty 137/5 (S Davey 43no, T MacRury 36)
Bay of Plenty won by 5 wickets in 19.2 overs

Round 2: 4 December 2016 (T20)

Poverty Bay 161/4 (T Hayes 76no, D Joll 31)

Waikato Valley 162/3 (R McCarthy 85no, C Swanson 30)
Waikato Valley won by 7 wickets in 18 overs

Northland 135/5 (H Cooper 62)

Bay of Plenty 132/7 (T MacRury 26, B Popli 25)
Northland won by 3 runs

Counties Manukau 143/6 (K Clarke 55, V Davies 32no)

Hamilton 132/9 (K Bettley 30, M Wallbank 26no, J Walker 25, S Johnston 3/12)

Counties Manukau won by 11 runs

Round 3: 5 December 2016

Waikato Valley 219 (R McCarthy 43, D Kelliher 37, C Swanson 44, B Randall 3/52)

Northland 220/2 (B Kneebone 44, H Cooper 74no, T Lorton 67no)

Northland won by 8 wickets

Hamilton 255 (O Ivins 51, A Desai 80, B Hatwell 36, J Walker 28, A Blackett 6/35)

Bay of Plenty 256/6 (B Popli 118no)
Bay of Plenty won by 4 wickets

Counties Manukau defeated Poverty Bay (Details unavailable)

Playoffs: 6 December 2016

Bay of Plenty 193 (B Musgrave 51no, S Crossan 26)

Counties Manukau 194/6 (A Vodnala 75no, O Pringle 48, N Kelly 39)

Counties Manukau won by 4 wickets

Northland 119/9 (C Little 27, M Dodunski 3/19, F Walker 3/31)

Hamilton 106 (M Dodunski 35, B Randell 4/19)

Northland won by 13 runs

Poverty Bay 192/9 (A Clare 35, N Goldthorp 3/26, J Gibson 3/48)

Waikato Valley 196/4 (D Kelliher 65, T Seifert 63no, C Hill 42)
Waikato Valley won by 6 wickets

Final placings:

1. Counties Manukau
2. Bay of Plenty
3. Northland
4. Hamilton
5. Waikato Valley
6. Poverty Bay



Eric Petrie Cup

City club (Whangarei) defeated Mt. Maunganui in the Northern Districts club final played at Blake Park, Mt Maunganui on April 1.

City 199/9 (J Yovich 35, J Thompson 35, S Hyndman 49, C Atkinson 2/37)

Mt Maunganui 122 (C Atkinson 25, D Swan 22, K Nelson 3/31, C Little 3/26)

Unfortunately, City were unable to progress to the national finals in April due to a prior commitment to host an Australian club. Mt Maunganui replaced City as ND's representative at the National Tournament, finishing 4th of the six finalists.

DISTRICT ASSOCIATION CRICKET

Honours Board

BATTING

Centuries:

A. Lees	223	BOP v CM (Hawke Cup)
A. Desai	165no	Hamilton v BOP (Fergus Hickey)
F. Walker	150no	Hamilton v BOP (Fergus Hickey)
T. MacRury	142	BOP v Northland (Fergus Hickey)
A. Lees	141	BOP v Hawkes Bay (Hawke Cup)
S. Davey	141	BOP v Hawkes Bay (Hawke Cup)
H. Cooper	134no	Northland v Poverty Bay (Fergus Hickey)
N. Parlane	122no	Northland v Poverty Bay (Fergus Hickey)
P. Drysdale	119	BOP v Hamilton (Fergus Hickey)
B. Popli	118no	BOP v Hamilton (Brian Dunning)
H. Cooper	116no	Northland v BOP (Fergus Hickey)
S. Davey	113	BOP v Hamilton (Fergus Hickey)
S. Davey	111	BOP v Nelson (Hawke Cup)
D. Deeble	108	BOP v CM (Hawke Cup)
S. Cooper	108no	WV v Northland (Fergus Hickey)
N. Parlane	106no	Northland v Hamilton (Fergus Hickey)
T. MacRury	105	BOP v Poverty Bay (Fergus Hickey)
J. Carter	105	BOP v Nelson (Hawke Cup)

Most Runs:

H. Cooper	(Northland)	441
T. MacRury	(BOP)	342
A. Desai	(Hamilton)	339
P. Drysdale	(BOP)	319
C. Swanson	(Waikato Valley)	300

Most Wickets:

B. Randell	(Northland)	20
S. Johnston	(CM)	17
M. Dodunski	(Hamilton)	17
O. Pringle	(CM)	16
F. Walker	(Hamilton)	16

BOWLING

5 Wicket Bags:

K. Dill	6/20	Northland v Poverty Bay (Fergus Hickey)
A. Blackett	6/35	BOP v Hamilton (Brian Dunning)
M. Turner	6/68	Poverty Bay v Counties Manukau (Fergus Hickey)
Y. Kumar	6/71	Waikato Valley v Hamilton (Brian Dunning)
S. Tallott	6/84	Poverty Bay v Waikato Valley (Fergus Hickey)
M. Wallbank	5/16	Hamilton v Poverty Bay (Fergus Hickey)
T. Goodin	5/30	BOP v Poverty Bay (Fergus Hickey)
T. Goodin	5/42	BOP v Counties Manukau (Fergus Hickey)
O. Pringle	5/45	Counties Manukau v Poverty Bay (Fergus Hickey)
O. Pringle	5/45	Counties Manukau v BOP (Fergus Hickey)
S. Davey	5/60	BOP v Hamilton (Fergus Hickey)
F. Walker	5/60	Hamilton v Waikato Valley (Fergus Hickey)



Barry Rhodes



Ish Sodhi & Trevor Gill (CM)

DISTRICT ASSOCIATION SUMMARY



The season in review was a highly successful one for BOPCA.

Our renewed efforts around Women's Development were well recognised when Rebecca Yee our part time Women's Development Officer was appropriately awarded a services to cricket award at the recent NZ Cricket awards.

Rebecca is an outstanding individual who is focused on delivery at the highest level possible. The foundations she is building in the Bay will have good outcomes for all concerned in the years ahead.

Bay of Plenty Cricket Development programmes continue to provide exciting outcomes across the Bay led by our Cricket Manager Tai Bridgman-Raison, who drives strong performance from the summer coaching squads.

We in the Bay consider that consistent delivery of programmes is what builds the capacity within our region, and the recent success of our teams and individuals can be properly credited to those who consistently delivered programmes at school and club level many years ago.

We face many challenges (especially geographic and economic) in the BOP region but we are also acutely aware that we have a growing population to cater for.

Many new New Zealand citizens arriving from foreign shores have taken up residence in the Bay and we have a job to do to bridge the barriers between established communities to ensure that wherever possible we can accommodate their strong desire to engage with cricket. Growth and diversity are good problems to deal with; getting the best outcomes is the challenge for our team.

On the playing front our BOP Senior Men's team defended the Fergus Hickey Rosebowl successfully, contending with weather affected matches and in an exciting competition where the final outcome came down to the last day of the tournament. ND's district cricket is in great heart.

The Hawke Cup was uplifted from Hawkes Bay in the last challenge of the 2015 – 2016 season and was defended stoutly throughout 4 challenges from Counties Manukau, Hawkes Bay, Nelson and Southland. All matches carried great interest for those who came to watch with some exceptional individual performances recorded. Our head coach Graeme Aldridge and the entire coaching and management staff did a great job over the season and their contribution to the team's success has been well recognised by the team.

All players fortunate to represent their provinces in this format work exceedingly hard to gain an edge in what is the premier trophy for minor cricket.

The Bay of Plenty Men's development team won the Basil

McBurney Shield this season which was great reward for Charles Williams (Coach) and the team.

Our Junior Secondary and Senior Secondary Boys' teams also won their respective tournaments.

All in all, a year to look back on with some satisfaction but also with real enthusiasm and energy for the future of cricket in the Bay.



Club and Community

We had a slight drop off in numbers but managed to hang onto most of the junior growth which spun out of the ICC World Cup in 2015.

At senior level T20 cricket is the shining light and keeps growing year-on-year.

The weather was really uncooperative and severely affected our season at all levels.

We prioritised umpire development and with some money from NDCA.

We dedicated some resource to this and we finally got our Club Development programme up and running in July- we saw some speedy results from this particularly around CricHQ and player registrations.

Performance

We competed at all levels, junior and senior.

At the Northern Districts Cricket Awards both of the young cricketer awards went to CMCA players- Brooke Halliday (female) and Sandeep Patel (male).

Our senior men won the right to challenge for the Hawke Cup, our first challenge in five years. But when we got there we fluffed our lines badly. We did, however, lift the Brian Dunning Cup.

The Business

Financially we broke even. That was pleasing because we had some unforeseen costs.

The balance sheet has a healthy look but that's because we are trying to fund an indoor training centre.

We linked with 19 separate funding partners in the year.

We saw the best and worst of things in the 2016/17 season.

DISTRICT ASSOCIATION SUMMARY



Cricket in general has great potential in the Gisborne area. grassroots cricket is an important area for Poverty Bay Cricket, as it generates players at Age Group level.

We tried the Cracker Jack programme with Primary and Intermediate schools, which was a success in generating more kids coming through our programme.

We have a few good cricketers coming through the Primary, Junior Secondary and Senior Secondary schools but having a proper structure for these players is key in our area. We had 1 player in the ND U19 and 2 players in the ND U17 team.

Women's Cricket holds our flag high at Poverty Bay Cricket. We had 2 players in the ND U15, 2 players in the ND U18, 4 players in the ND U21, 2 players in the ND Spirit, 2 players in the ND Maori Women and 7 players in the NPL.

The Senior Men's team are going through a structural change and hopefully in 2 years' time the team will be able to perform to its potential.



Waikato Valley experienced a rise in numbers across the board. This has been widely attributed to the hard work of the many volunteers who helped as Cricket Coordinators in key areas throughout the Valley region.

WAIKATO VALLEY In club cricket the highlight was Cambridge winning the very first combined Hamilton and Waikato Valley Club Competition. They also went onto win the final of the Chairman's Trophy against the Paeroa Dev Sanga X1 in the two day final.

Performance

Our Boys' and Girls' age group teams competed in all grades, with all having success. Our Primary boys and Senior Secondary Girls team were very competitive so the future looks good.

Our men's team finished 4th and have made big strides, they led the competition going into the final round but could not finish off. Progress has been made, but we need to keep striving to be better. We are looking into our winter programs and looking to build on what we started last year.

The Business

Overall it was a pleasing 2016/17. We now need to build on this for the coming season. We had some real wins in grants this year due to Keith Vincent's hard work and we look forward to thinking outside the square in the winter months. It is difficult for an organisation like the WVCA which is so vast in distance and relies on the support of NZC and ND, we really do struggle to keep cricket alive in some of our smaller towns with the limited revenue we have.



The NCA had a good year and the Association is very happy with the growth of the game in Northland. Our newly introduced midweek competitions have seen substantial growth in juniors playing the game and it has assisted in sustaining improved junior numbers in weekend cricket.

Our senior competitions are in relatively good health; although it is important that the NCA, in the future, caters for new or exciting formats that suit a more diverse range of cricket player. These formats being played outside of the weekend hours, with modified resources and over a short amount of time.

The Association has outstanding coaches, coaching resources and facilities. The coaching programmes in place for our junior and senior representative players, for both male and female, are very good. However, the coaching staff are committed to looking at ways to achieve more and assist the masses, not just the elite. It has become apparent that coaches and managers need to be carefully guided and/or directed, within our 3rd Grade competition; this grade involving various ages and abilities, but specifically catering for those at secondary school level. The NCA coaching staff realises that they are vital for this guidance and/or direction to occur.

The NCA Board and NCA Junior Board worked hard with the NCA staff, before, during and after the season, to ensure the Association planned, implemented and reviewed worthwhile programmes for various ages and abilities. The Association has, like all DA's, key work on areas and will strive to do what we can to improve cricket in our region. At the same time, we are very happy with what we have, how cricket in Northland is facilitated and the overall health of the game, in Northland.



The number of teams entered in Hamilton Cricket Association competitions was largely static, with the exception of secondary school teams which increased from 38 to 44.

In conjunction with WVCA we ran combined premier T20 and Limited Overs' competitions this season. That competition ran up until December 2016 and had received positive feedback from the clubs. As the T20 competition was completely disrupted by weather we trialled a mid-week T20 evening competition in February which was well received by the players.

Our indoor facility has nearly been completely refurbished with some alterations, which has brought the facility to a high standard and provides for our players on an all year round basis.

We are still working closely with various associated groups to progress the development of a pavilion at Jansen Park #1, a very exciting prospect for Hamilton.

SKYCITY HAMILTON NORTHERN PREMIER LEAGUE



The SKYCITY Hamilton Northern Premier League was Northern Districts flagship women's domestic tournament for the 2016-17 season. The NPL replaced the District Association competition, we introduced 4 new teams, Galaxy, Power, Sonic and Velocity. The very best 48 players in our regions, and others, were selected with the talent spread evenly to create an exciting and competitive competition.



There were 6 rounds of games scheduled, sadly 2 were lost to rain. Matches were played side by side at venues in Counties Manukau, Hamilton and Tauranga, under a background of colourful uniforms, marquees and some carefully selected music choices from the players. Prior to each round, a coaching clinic was held for school aged girls. The clinics were designed to be energetic, full of content and aimed at giving girls a taste of the skills involved. Northern Districts are thankful to those NPL players who kindly volunteered to help coach at the clinics. In total 63 girls attended the 4 coaching clinics. The next

generation of female cricketers have hopefully been inspired!

There was some outstanding cricket played on the field, and some questionable highlight and lowlights shared at the after match presentations! Samantha Curtis (Sonic) and Natalie Dodd (Velocity) both scored hundreds, Sara McGlashan (Velocity), Vic Lind (Power) and Katie Gurrey (Galaxy) all recorded scores in the 90's. Anna Petersen (Sonic) & Kari Carswell (Galaxy) both picked up 4 wickets in a game, the contest between bat and ball was even throughout the games. Natalie Dodd ended top of the run scoring leader board with 228 runs, while Anna Petersen topped the bowling leader board with 9 wickets to her name. Kerry Tomlinson was consistent with the bat throughout the season and scored 190 runs at an average of 95 after only being dismissed twice, proving to be a tough opponent for all bowlers.

Tomlinson's efforts contributed to Power finishing top of the table on net run rate from Sonic and she also picked up the NPL player of the year.





NORTHERN DISTRICTS AWARDS

SCOTT KUGGELEIJN

Northern Districts Cricketer of the Year
McDonald's Super Smash Player of the Year
Ford Trophy Player of the Year
Plunket Shield Player of the Year



Kuggeleijn consistently provided outstanding performances with bat and ball across each format. In the Plunket Shield, where ND finished a close second, he took 34 wickets at an average of 27, and made 388 runs at an average of 30. The shorter formats also saw him shine, with 107 runs at a strike rate of 153, and 8 wickets with an economy rate of 8.1 in the McDonalds Super Smash, while in the Ford Trophy competition he took 17 wickets at an average of 25, complemented by 242 runs at an average of 35 and strike rate of 106.

NORTHERN DISTRICTS AWARDS



PAT MALCON'S RETIREMENT



Pat Malcon was commemorated at this year's Northern Districts Awards ceremony, having announced his retirement from his role as the Director of Amateur Cricket. Pat was with ND for 20 years in a wide range of roles that covered grassroots development, player development and the professional game. In that time Pat shaped the programme philosophy, player pathways and overall development of young talent coming through the region.

It is rare to find a person that has Pat's knowledge and understanding of exactly what makes young people tick. He understands the guiding principles of long-term athlete development, and always puts the players best interests above all other considerations.

Pat has been essential in identifying and nurturing young talent through the ND system and has had a hand in the careers of the likes of Daniel Vettori, Kane Williamson and even Kieran Read (before he decided to concentrate on rugby).

Whether Pat is coaching a team, working one on one with a player, running a specialist batting or bowling clinic, or instructing a coaches' course, he brings to each situation, a genuine interest in the people he is dealing with, thoroughness of preparation, expertise and good natured humour.

Pat has also been heavily involved in the development of Cook Island cricket, and was essential to the development of the Northern Maori programmes (male and female).

Pat is still involved in Northern Districts Cricket as the Head Selector and as a coach.

Thank you Pat for your efforts over the years.



60 YEAR ANNIVERSARY




60 Year Anniversary Celebrated with Cap Presentation to Past Players.

On Sunday the 27th of November, past players of Northern Districts Cricket came together at Seddon Park to celebrate the Association's 60 year anniversary. The celebration took place on the Raised Lawn during the third day of the BLACKCAPS Test match against Pakistan, with CEO of New Zealand Cricket David White and Northern Districts Cricket Patron and player in the first Northern Districts side Dave Hoskin assisting with the ceremony. A cap presentation was held for ND players who played from 1981 – 1991 to pay homage to their time playing cricket for Northern Districts.

Previous cap presentations have been held for players from 1956-1980.

Northern Districts Cricket made its Plunket Shield debut on Christmas Day in 1956 against Auckland at Seddon Park, where they claimed first innings points, but did not achieve an actual victory until two seasons later. A first championship win came in the 1962-63 Plunket Shield season.



Dave Hoskin



FOR THE RECORD

ND Representatives to be named NZ Player of the year

1957	JK Everest
1959	BH Pairaudeau
1963	EC Petrie
1966	N Puna
1975	GP Howarth
1980	ADG Roberts & CW Dickeson
1982	JG Wright
1983	BL Cairns
1994	SA Thomson
1995	AC Parore
1997	SB Doull
2005	DL Vettori
2006	DL Vettori
2009	DL Vettori
2010	DL Vettori
2016	KS Williamson

RJ Calland	1977/78	1
SM Carrington	1981/82 - 86/87	22
JR Carson	1967/68 - 68/69	10
RD Carswell	1957/58	1
JF Carter	2014/15 - 16/17	30
EL Child	1958/59	3
MJ Child	1977/78 - 86/87	22
RM Christopherson	2013/14	2
DB Clarke	1956/57 - 62/63	11
DS Clarke	1957/58 - 62/63	6
AR Collier	1976/77	3
RO Collinge	1975/76 - 77/78	19
BG Cooper	1980/81 - 94/95	62
HR Cooper	2016/17	5
DB Crene	1966/67	3
LM Crocker	1982/83 - 88/89	54
RS Cunis	1975/76 - 77/78	19
P Curtin	1980/81	4
NM Daley	2002/03 - 03/04	4
TT Davis	2004/05 - 08/09	7
RP de Groen	1990/91 - 95/96	38
AP Devcich	2004/05 - 16/17	44
CW Dickeson	1973/74 - 86/87	90
RJ Diver	1998/99	2
DL Donald	1957/58 - 60/61	19
JPT Donnelly	2010/11	5
SB Doull	1989/90 - 01/02	47
WM Duncan	1957/58	5
B Dunning	1961/62 - 77/78	82
AW Evans	2004/05 - 06/07	18
JK Everest	1956/57	5
RE Ferdinands	1998/99	1
DJ Farrow	1956/57 - 57/58	4
CD Fletcher	2012/13 - 13/14	4
DR Flynn	2004/05 - 16/17	80
SR Gadsdon	2008/09	2
G Gibson	1968/69 - 80/81	49
Z Gibson	2015/16 - 16/17	6
GV Giles	1961/62 - 75/76	24
B Gill	1969/70	1
SR Gillepsie	1979/80 - 82/83	23
EK Gillot	1971/72 - 78/79	20
TC Goodin	2012/13 - 16/17	9
DJ Gray	1956/57 - 59/60	14
BN Graham	1956/57	4
RJ Griffiths	1975/76 - 80/81	7
JW Guy	1964/65 - 72/73	11
B Hampton	2015/16 - 16/17	6
KB Hancock	1985/86 - 86/87	5
MG Harding	1986/87	4
GD Harper	1958/59	1
SJ Harris	1975/76	1
MN Hart	1900/91 - 04/05	95
RG Hart	1992/93 - 03/04	85
NJ Harwood	1959/60	1
BJ Hatwell	2010/11 - 11/12	7
JG Hatwell	2003/04	3
PJ Havill	1969/70	2
RL Hayes	1991/92 - 95/96	29
GA Hick	1987/88 - 88/89	17
JD Hickey	2013/14 -	2
BB Higgins	1956/57	1
BC Hiini	2011/12	2
E Hipkiss	1966/67	6
PJ Holland	1978/79	5
WR Holt	1964/65	2
BL Hood	2000/01	2
RC Hooton	1968/69 - 71/72	12
GJ Hopkins	1997/98	2

ND First Class Representatives

GD Alabaster	1960/61 - 62/63	16
GW Aldridge	1998/99 - 14/15	119
CJ Anderson	2011/12 - 16/17	19
LD Anderson	1967/68	2
PS Anderson	1977/97 - 78/79	7
RW Anderson	1969/70	6
SL Andrews	2000/01 - 07/08	6
BJ Arnel	2005/06 - 12/13	56
JF Bailey	1965/66	4
MD Bailey	1989/90 - 01/02	78
JD Baker	2010/11 - 16/17	47
MP Baker	1974/75	1
RH Barbour	19589/60	3
BJ Barrett	1986/87 - 88/89	18
PH Barton	1963/64 - 74/75	5
RH Barton	1957/57	2
BJ Bayley	1961/62 - 64/65	8
DA Beard	1987/88 - 90/91	8
DD Beard	1961/62 - 64/65	8
TG Beatson	1971/72	2
MD Bell	1993/94 - 96/97	20
DR Bennett	1996/97	3
KG Bettley	2010/11	3
JA Beuth	1962/63 - 69/70	1
JH Blackmore	1968/68 - 72/73	12
BR Blair	1984/85 - 85/86	10
DC Blarke	1992/93	1
TW Blake	1964/65	1
JJ Boulton	2008/09 - 15/16	21
TA Boulton	2008/09 - 15/16	26
AJ Boyle	1986/87	3
BP Bracewell	1983/84 - 90/91	34
GE Bradburn	1985/86 - 01/02	115
WP Bradburn	1957/58 - 68/69	55
AJ Bradley	1993/94 - 94/95	6
RRA Bradley	1990/91	1
RD Broughton	1980/81 - 86/87	21
DG Brownlie	2014/15 - 16/17	20
GP Burnett	1993/94 - 94/95	12
TS Burns	1964/65	2
IG Butler	2001/02 - 04/05	16
BL Cairns	1981/82 - 84/85	17
CL Cairns	1988/89	8

FOR THE RECORD

ND First Class Representatives cont..

NKW Horsley	2002/03 - 07/08	35	BG Randell	2016/17	2
MJ Horton	1967/68 - 70/71	19	ADG Roberts	1967/68 - 83/84	104
DC Hoskin	1956/57 - 64/65	23	BL Roberts	1977/78	2
KW Hough	1956/57	5	GG Robinson	2001/02 - 07/08	21
AR Hounsell	1974/75	5	GA Rose	1967/68	4
GP Howarth	1974/75 - 85/86	58	CW Ross	1989/90 - 96/97	17
LG Howell	2004/05	3	MJ Santner	2011/12 - 15/16	21
GD Irwin	2002/03	1	CR Satherley	1959/60 - 60/61	2
OG Ivins	2010/11	3	TL Seifert	2013/14 - 16/17	21
DP Kelly	2002/03	3	HT Schuster	1965/66 - 71/72	23
N Kelly	2015/16 - 16/17	8	BE Scott	2008/09	15
KD Kennedy	1964/65 - 74/75	30	SJ Scott	1978/79 - 85/86	35
SW Kohlhasse	1963/64	3	TE Shaw	1956/57 - 63/64	31
CM Kuggeleijn	1975/76 - 90/91	82	MJF Shrimpton	1974/75	5
SC Kuggeleijn	2013/14 - 16/17	36	RR Shutte	2004/05	1
SO Lambly	1993/94 - 94/95	4	A Singh	2005/06	1
MC Langdon	1957/58 - 64/65	25	PJ Skelton	1957/58	1
JB Lee	2003/04	2	JD Smith	1967/68 - 71/72	15
JA Leigh	1977/78	5	KP Smith	1993/94	3
BJ Leonard	2005/06	1	PH Smith	1956/57	4
AF Lissette	1956/57 - 62/63	28	IS Sodhi	2012/13 - 16/17	35
DP Lloyd	1968/69 - 80/81	33	A Somani	1988/89 - 93/94	7
NA Lloyd	1990/91 -	4	TG Southee	2006/07 - 16/17	28
JH McFarlane	1964/65	1	JE Spice	1993/94 - 96/97	4
R McGill	1970/71 - 71/72	3	BT Spragg	1987/88 - 88/89	4
PD McGlashan	2004/05 - 11/12	59	MJ Stephens	1993/94	4
PB McGregor	1962/63 - 63/64	11	GW Stewart	1968/69	1
GW McKenzie	1983/84 - 90/91	34	AJ Stimpson	1974/75 78/79	24
MR McKinnon	1983/84 - 88/89	14	PD Stone	1961/62 - 68/69	23
JC McLeod	1970/71 - 71/72	4	SB Styris	1994/95 - 10/11	44
RJ McPherson	1959/60 - 70/71	13	B Sutcliffe	1962/63- 65/66	22
HJH Marshall	1998/99 - 11/12	76	ML Su'a	1988/89	5
JAH Marshall	1997/98 - 12/13	127	AR Tait	1994/95 - 00/01	26
BP Martin	1999/00 - 13/14	77	GM Tarr	1973/74 - 74/75	8
TC Masters	1969/70	3	GW Taylor	1973/74 - 74/75	7
AE Mathieson	2010/11	2	SA Thomson	1987/88 - 97/98	51
DN Matthews	1963/64	5	DJ Tidmarsh	1992/93	3
REW Mawhinney	1985/86 - 86/87	11	K Treiber	1979/80 - 87/88	26
MP Maynard	1990/91 - 91/92	19	DR Tuffey	1996/97 - 06/07	33
CJ Merchant	2007/08 - 08/09	8	JA Turnbull	1959/60	2
DJ Mitchell	2011/12 - 16/17	49	GM Turner	1976/77	7
WJ Mitchell	1964/65 - 66/67	10	RG Twose	1989/90	8
RG Morgan	1993/94	3	H Unka	1989/90	8
LS Mountain	1967/68 - 73/74	37	SW Veitch	1959/60	3
DJ Nash	1990/91 - 97/98	12	A Verma	2011/12 - 13/14	8
PS Neutze	1989/90	9	DL Vettori	1995/96 - 13/14	22
AP O'Dowd	1996/97 - 97/98	3	JG Walker	2010/11 - 16/17	17
MG Orchard	8001/02 - 07/08	42	WT Walmsley	1958/59 - 59/60	3
BS Oxenham	1990/91 - 92/93	12B	BP Ward	1986/87	4
BH Pairaudeau	1958/59 - 66/67	36	JW Warrington	1975/76	6
JM Parker	1972/73 - 83/84	75	BJ Watling	2004/05 - 16/17	73
ME Parlane	1992/93 - 10-11	85	KA Wealleans	1988/89 - 94/95	41
NR Parlane	1998/99 - 00/01	15	GL West	2002/03 - 03/04	10
D Patel	1971/72	2	AJ Wheeler	2012/13	6
RC Penhearow	1964/65 - 75/76	3	DJ White	1979/80 - 92/93	99
EC Petrie	1956/57 - 66/67	57	JSS White	1972/73 - 73/74	7
BA Pocock	1992/93 - 96/97	19	KJ White	1978/79	1
MG Pocock	1992/93 - 96/97	19	KS Williamson	2007/08 - 15/16	22
ND Pollock	1981/82 - 86/87	7	BS Wilson	2004/05 - 14/15	78
B Popli	2012/13 -16/17	30	NR Wilson	1957/58 - 60/61	5
DF Potter	1991/92 - 92/93	9	JG Wright	1975/76 - 83/84	65
MG Poultney	1972/73	1	JL Wright	1958/59	3
CM Presland	1982/83 - 84/85	14	MJE Wright	1972/73 - 83/84	65
A Puna	1971/72 - 72/73	10	JL Wyatt	1956/57	4
N Puna	1956/57 - 68/69	66	BA Young	1983/84 - 97/98	93
KN Puna	1975/76 - 78/79	8	JAF Yovich	1996/97 - 12/13	120

FOR THE RECORD

ND Players to Represent NZ

Aldridge	Graeme William	2011/12-2014/15
Anderson	Corey James	2012/13-2016/17
Arnel	Brent John	2009/10
Bailey	Mark David	1995/96-1998/99
Bastion	Helen Rachel	1996
Blair	Bruce Robert	1985/86
Boult	Trent Alexander	2011/12-2016/17
Bracewell	Brendon Paul	1984/85-1990/91
Bradburn	Grant Eric	1990/91-2000/01
Bradburn	Wynne Pennell	1963/64
Browne	Nicola Jane	2003/04-2014/15
Brownlie	Dean Graham	2014/15
Butler	Ian Gareth	2001/02-2004/05
Cairns	Bernard Lance	1981/82-1985/86
Carrington	Sidney Mark*	1982
Collinge	Richard Owen	1975/76-1977/78
De Groen	Richard Paul	1993/94-1994/95
Devcich	Anton Paul	2013-14- 2014/15
Dodd	Natalie Claire	2009/10-
Doull	Simon Blair	1992/93-1999/00
Drumm	Emily Cecilia	2005/06
Dunning	Brian*	1972/73
Flynn	Daniel Raymond	2007/08
Gillott	Eric Kenneth*	1973
Hart	Matthew Norman	1993/94-2002
Hart	Robert Gray	2001/02-2006/07
Hayes	Roydon	1995
Howarth	Geoffrey Phillip	1974-75-1984/85
Kuggeleijn	Christopher Mary	1998/99
Leydon-Davis	Felicity Carol	2013/14
Marshall	Hamish John Hamilton	2000/01-2006/07
Marshall	James Andrew Hamilton	2004/05-2007/08
McGlashan	Peter Donald	2006/07-2010/11
Milliken	Louise Elizabeth	2003/04-2006/07
Nash	Dion Joseph	1994/95-1997/98
Nielsen	Morna Jessie Godwin	2011/12-2013/14
Parker	John Morton	1972/73-1980/81
Parore	Adam Craig	1994/95-1995/96
Peterson	Anna Michelle	2011/12
Petrie	Eric Charlton	1957-58-1996/97
Pocock	Blair Andrew	1993/94-1996/97
Pulford	Kate Louise	1998/90
Puna	Narotam	1965/66
Roberts	Andrew Duncan Glenn	1975/76- 1976/77
Santner	Mitchell	2015/2016
Shrimpton	Michael	1973/74
Sodhi	Inderbir Singh	2013-14- 2016/17
Styris	Scott Bernard	1999/00-2010/11
Sutcliffe	Bert	1964/65-1966-67
Southee	Timothy Grant	2007/08- 2016/17
Tait	Alex Ross	1997/98-1999/00
Thomson	Shane Alexander	1989/90-1995-96
Tuffey	Daryl Raymond	1990/00-2006/07
Vettori	Daniel Luca	1996/97-2014/15
Watling	Bradley-John	2010/11-2016-17
Wealleans	Kyle Andrew*	1991/92
White	David John	1990/91-1993/94
Williamson	Kane Stuart	2010/11- 2016/17
Wright	John Geoffrey	1977/78-1984/85
Young	Bryan Andrew	1990/91- 1997/98

* Non International Matches Only

ND Captains

1956/57	Eric Petrie
1957/58	Allen Lissette
1958/61	Eric Petrie
1961-65	Bruce Pairadeau
1965/66	Bert Sutcliffe
1966-68	Hec Schuster
1968-70	Martin Horton
1970-74	Brian Dunning
1974/75	Geoff Howarth
1975/76	John Wright
1976/77	Glen Turner
1977/79	John Parker
1979-80	Geoff Howarth
1980/81	Andy Roberts
1981/82	Geoff Howarth
1982/83	Geoff Howarth
	John Parker
1983/84	Geoff Howarth
1984-86	Geoff Howarth
	Chris Kuggeleijn
1986/87	Chris Kugeleijn
1987/88	Chris Kuggeleijn
	David White
1988-90	Chris Kuggeleijn
1990/91	Chris Kuggeleijn
	David White
1991-93	David White
1993-95	Grant Bradburn
1995/96	Grant Bradburn
	Shane Thomson
	Blair Pocock
1996/97	Blair Pocock
	Robert Hart
1997-04	Robert Hart
2004/05	James Marshall
	Daniel Vettori
	Matthew Hart
2005-08	James Marshall
	Daniel Vettori
	Peter McGlashan
2008/09	Matthew Hart
	Peter McGlashan
	Michael Parlane
2009/10	James Marshall
	Peter McGlashan
2010/2011	James Marshall
	Brad Wilson
2011-13	James Marshall
	Scott Styris
	Brad Wilson
2013/14	Daniel Flynn
	BJ Watling
2014/15	Anton Devcich
	Daniel Flynn
	BJ Watling
2015/16	Daniel Flynn
2016/17	Corey Anderson
	Dean Brownlie
	Jonothan Boult
	Anton Devcich
	Daniel Flynn

ND First Class Records

Matches

Highest Innings Total:	v Canterbury	2009/10	726
Most Matches:	JAH Marshall	1997/98 - 2012/13	127
Most Runs:	JAH Marshall	1997/98 - 2012/13	6418
Most Centuries:	DR Flynn	2004/05 - 2016/17	19
Most Wickets:	GW Aldridge	1998/99 - 2014/15	355
Most Wicketkeeping Dismissals:	R.G.Hart	1992/93 - 2002/03	230
Most Runs in a Season:	G.A.Hick	1988/89	1228
Most Wickets in a Season:	A.R.Tait	1996/97	52
Most Wicketkeeping Dismissals in a Season:	PD McGlashan	2009/10	41 (37ct, 4st)
Most Runs in an Innings:	DG Brownlie	2014/15	334
Best Bowling Figures in an Innings:	AR Tait v Auckland	1996/97	9-48
Best Bowling Figures in a Match:	AR Tait v Auckland	1996/97	16-130+
Most Wicket Keeping Dismissals in an Innings:	BA Young v Canterbury	1986/87	7
Most Wicketkeeping Dismissals in a match:	PD McGlashan v Central Districts	2009/10	12#

+ NZ Record

World Record for Catches in a Match

Record Partnerships

1st	274	BS Wilson (151)	BJ Watling (164*)	v Wellington	Whangarei	2010/11
2nd	301	DR Flynn (166)	BS Wilson (139)	v Auckland	Hamilton	2012/13
3rd	252*	GP Howarth (147*)	ADG Roberts (100*)	v Pakistan	Gisborne	1978/79
4th	283	DR Flynn (182)	CJ Anderson (167)	v Otago	Hamilton	2012/13
5th	226	DJ Mitchell (106)	TL Seifert (151)	v Otago	Dunedin	2016/17
6th	322	MG Orchard (175)	JAF Yovich (144)	v Central Districts	Napier	2005/06
7th	174	B Popli (82)	MJ Santner (118)	v Canterbury	Hamilton	2013/14
8th	163	PD McGlashan (91)	GW Aldridge (75)	v Canterbury	Hamilton	2008/09
9th	188	NR Parlane (147)	DR Tuffey (89*)	v Wellington	Wellington	1999/00
10th	113*	PD McGlashan (103*)	GW Aldridge (14*)	v Wellington	Wellington	2005/06

Most Runs

JAH Marshall	6418
ADG Roberts	5533
DR Flynn	5420
JAF Yovich	4839
DJ White	4656
B-J Watling	4642
GE Bradburn	4614
JM Parker	4611
ME Palane	4258
BS Wilson	4171

Highest Score

DG Brownlie	334
KS Williamson	284*
DR Flynn	241
JAH Marshall	235
SB Styris	212*
GA Hick	211*
DJ White	209
MN Hart	201*
MP Maynard	195
JM Parker	195

Best Batting Avg (min 250 runs)

GA Hick	2055	79.04
GM Turner	672	67.20
MP.Maynard	1485	57.12
KS Williamson	1828	57.12
DG Brownlie	1529	43.69
SA Thomson	2530	42.17
JK Everest	376	41.78
DR Flynn	5420	41.37
JG Wright	3301	40.75
CJ Anderson	1217	40.57

Most Catches

RG Hart	229
BA Young	210
PD McGlashan	176
BJ Watling	116
MJE Wright	110
GE Bradburn	108
JAH Marshall	100
EC Petrie	90
JM Parker	83
MN Hart	81

Most Wickets

GW Aldridge	355
CW Dickeson	282
JAF Yovich	255
GE Bradburn	231
N Puna	224
BJ Arnel	203
BP Martin	192
RP de Groen	157
MN Hart	130
Scott Kuggeleijn	128

Best Bowling

AR Tait	9 - 48
MC Langdon	8 - 21
TG Southee	8 - 27
GD Alabaster	8 - 30
DB Clarke	8 - 37
KD Kennedy	8 - 49
DR Tuffey	7 - 12
DC Hoskin	7 - 33
BP Martin	7 - 33
TG Southee	7 - 37

Best Bowling Avg (min 25 wickets)

GD Alabaster	43	18.09
DD Beard	42	18.86
DB Clarke	49	19.39
BL Cairns	63	19.87
AR Tait	115	19.90
TG Southee	124	20.93
RP de Groen	157	21.15
PD Stone	32	21.50
RO Collinge	77	21.62
TA Boulton	93	23.12

Most Stumpings

LS Mountain	23
EC Petrie	22
MJE Wright	17
RG Hart	15
PD McGlashan	12
BA Young	11

Women's One Day Records

Matches

Played:	157
Won:	36
Lost:	114
No Result:	5
Abandoned:	10

Highest Total:	282 – 7		vs Canterbury	at Whangarei	30/12/09
Lowest Total:	46		vs Wellington	at Wellington	1999/00
Highest Score:	130	KL Pulford	vs Canterbury	at Whangarei	30/12/09
Best Bowling:	3.4 - 0 - 11 - 5	BN Kirkbride	vs Central Districts	at Palmerston North	2010/11
Most Career Matches:	133	NJ Browne			1999/00 – 2014/15
Most Career Runs:	3957	NJ Browne			1999/00 – 2014/15
Most Career Wickets:	144	NJ Browne			1999/00 - 2014/15
Most Career Catches:	40	NJ Browne			1999/00 – 2014/15
Most Runs in a Season:	692	NC Dodd			2012/13
Most Wickets in A Season:	19	JM Stafford			2000/01
Most Dismissals in a Season:	12 (8 ct, 4st)	KB Spence			2000/01
	12 (11ct, 1st)	TM Gould			2007/08

Record Partnerships

FOR:

1st	164	KL Pulford (130)	NC Dodd (46)	vs Canterbury	at Whangarei	30/12/09
2nd	127	NC Dodd (113*)	AM Peterson (27)	vs Wellington	at Mt Maunganui	01/12/12
#3rd	236	NC Dodd (106*)	NJ Browne (115)	vs Wellington	at Mt Maunganui	02/12/12
4th	137	EC Drumm (76)	NJ Browne (84)	vs Canterbury	at Hamilton	02/01/06
5th	101	NC Dodd (113)	FC Leydon-Davis (27*)	vs Canterbury	at Hamilton	17/01/15
6th	138*	NJ Browne (94*)	LE Milliken (60*)	vs Auckland	at Auckland	02/01/06
7th	122	RF Vincent (41)	MJG Nielsen (79*)	vs Otago	at Lincoln	28/12/11
8th	66	KG Anderson (72*)	K Carswell	vs Canterbury	at Lincoln	28/12/16
9th	69	NJ Browne (84*)	KA Tomlinson (16)	vs Wellington	at Wellington	03/02/08
10th	52	HR Huddleston (26*)	MA Taylor (19*)	vs Otago	at Mt Maunganui	5/01/08

NOTE: # New Zealand Record

AGAINST:

1st	169	MR Cowan	LM Kasperek (68)	Otago	at Dunedin	04/01/17
2nd	214	SW Bates (142)	LM Kasperek (74)	Otago	at Alexandra	04/01/15
3rd	186*	AE Satterthwaite (95*)	HM Tiffen (46*)	Canterbury	at Mt Maunganui	08/12/07
4th	141	LR Doolan (102*)	SFM Devine (73)	Wellington	at Wellington	04/01/10
5th	133	MG Wakefield (84)	MJ Hodgson (52)	Wellington	at Wellington	02/02/08
6th	114*	AE Satterthwaite (116*)	LMM Tahuu (50*)	Canterbury	at Hamilton	18/01/15
7th	87	SJ Tsukigawa (108)	JM Innes (24*)	Otago	at Dunedin	28/12/06
8th	80	CE Taylor (64*)	KM Spence (25)	Otago	at Hamilton	14/01/06
9th	35	AC Stockwell (33)	MD Bunkall (12)	Wellington	at Mt Maunganui	02/12/12
10th	57*	K Perkins (53*)	N Scripps (23*)	vs Auckland	at Whangarei	17/01/09

Women's T20 Records

Matches

Played:	55
Won:	13
Lost:	38
Match Abandoned:	4

Highest Total:	182-2	vs Central Districts	at Mt Maunganui	2008/09
Lowest Total:	66	vs Auckland	at Auckland	2012/13
Highest Score:	83*	KL Pulford	vs Auskland	at Whangarei
Best Bowling:	4 - 17	NJ Browne	vs Otago	at Lincoln
Most Career Matches:	52	NC Dodd	2007/08 – 16/17	2011/12
Most Carrer Runs:	1060	NJ Browne	2007/08 – 14/15	
Most Career Wickets:	30	NJ Browne	2007/08 – 14/15	
Most Career Catches:	17	NC Dodd	2007/08 – 16/17	
Most Runs in a Season:	234	NJ Browne	2011/12	
Most Wickets in a Season:	9	RF Vincent	2011/12	
		BN Kirkbride	2012/13	
Most Dismissals in a Season:	8	NC Dodd	2011/12	

Record Partnerships

FOR:

1st	75	NC Dodd (56)	KA Neilson (26)	vs Central Districts	at P North	02/01/11
2nd	109*	MC Godliman (45*)	AJ Wilkins (67*)	vs Wellington	at Wellington	01/02/08
3rd	69	HS Trollip (36)	NJ Browne (40)	vs Otago	at Lincoln	27/12/11
4th	69	NJ Browne (58)	NC Dodd (25)	vs Canterbury	at Christchurch	03/01/12
5th	70	NJ Browne (47*)	WL Horneman (22)	vs Canterbury	at Whangarei	29/12/09
6th	37	B Halliday (43)	FC Leydon-Davis (9)	vs Canterbury	at Christchurch	02/01/16
7th	44	HH Arndt (31*)	FC Leydon-Davis (18*)	vs Auckland	at Hamilton	21/01/11
8th	18	FC Leydon-Davis (22)	CEC Dodunski (8)	vs Central Districts	at Mt Maunganui	02/12/11
9th	26	EM Wilson (13)	FC Leydon-Davis (16*)	vs Canterbury	at Christchurch	09/01/11
10th	11	FC Leydon-Davis (22)	RF Vincent (8*)	vs Central Districts	at Mt Maunganui	02/12/11

AGAINST:

1st	105	AE Satterthwiate (59)	FL Mackay (44)	Canterbury	at Hamilton	16/01/15
2nd	122	SW Bates (61*)	KJ Martin (65*)	Otago	at Alexandra	02/01/14
3rd	131	MG Wakefield (48)	SFM Devine (99*)	Wellington	at Hamilton	10/12/10
4th	109	ML Green (74)	KT Perkins (36*)	Auckland	at Hamilton	12/12/14
5th	70*	SJ McGlashan (131*)	MA Tremaine (8*)	Auckland	at Hamilton	10/01/14
6th	78	SW Bates (78*)	CE Taylor (16)	Otago	at Invercargill	14/01/11
7th	40	VL Abbott (53*)	SL Osbourne (8)	Otago	at Lincoln	27/12/11
8th	18	SB Hui (14*)	HM Rowe (5*)	Central Districts	at Lincoln	27/12/12
9th	17*	PA Gruber (16*)	SM Bullen (2*)	Auckland	at Auckland	28/12/07
10th	4*	CE Taylor (26*)	KA Griffiths (1*)	Otago	at Mt Maunganui	03/01/08

Financial Report 2016-17

Explanatory Notes for the Year Ended 31 July 2017

1. Statement of Comprehensive Revenue and Expenses

1.1. Revenue for the year from all sources was \$5m compared to \$4.44m for 2016, (rounded to \$00) an increase of approximately \$558,700. Grants from NZC increased for the year by \$220,500. Income from funding organisations increased \$26,000 with income from sponsorship activities falling by \$46,000 compared to 2016. Gate receipts of \$28,000 was up on last year's amount by \$11,000.

Expenses

1.2. The Board and Management team were again focused on managing costs prudently this income year, but with the strategy of increasing the support and resources to run the professional and amateur games. There was a significant increase in investment to the District Associations with grant payments of approximately \$753,000, up on 2016 by \$156,000 (2016 \$597,500, 2015 \$616,000). Player payments were \$882,400, up on 2016 by \$93,300. Match and team costs increased by \$135,000 reflecting a bigger investment in cricket programmes, training and initiatives. Expenses overall were up \$512,000.

Surpluses

1.3. For the period under review the surplus for the year was \$122,400 compared to \$66,900 for 2016. Moving forward to the 2018 year NDCA are budgeting for a break even result with all cash being channeled into investment in cricket initiatives for ND and its District Associations.

2. Statement of Changes in Net Assets

2.1. ND Cricket equity had a healthy increase due to another net surplus result and an increase in the growth of its portfolio investments, contributing to a closing equity balance at 31 July 2017 of \$744,900. NDCA strategy continues to focus on increasing the investment into the game, players and its District Associations, with making available more resource to achieve better cricket outcomes for NDCA. The decision to establish a \$500,000 + portfolio with Craigs Investment Partners to mitigate risk has enabled a more robust financial footing for the organisation (see 4.2).

3. Statement of Financial Position

3.1. The steady and controlled increase of equity and the strengthening of the balance sheet has again been a strategic focus of the Board for the 2016-17 year.

Current Assets

3.2. Current assets were \$865,300 compared to \$948,300 last year. Having short term cash available has allowed ND Cricket to continue to meet its net working capital commitments without having to request extra financial support from NZC or the bank.

3.3. In the 2016 year ND Cricket placed under management \$500,000 cash with Craig's Investment Partners for investment. The fund balance has not moved significantly during the 2017 year (see 4.2).

3.4. Prepaid lease payments – current portion, was \$19,700. Total prepaid lease payments including the non current portion were \$264,800 for the year. In 2014 Hamilton City Council undertook an upgrade of the indoor nets, and player changing and viewing facilities at Seddon Park in order to satisfy ICC requirements and bring the facility into the future. NDCA contributed to this project by way of \$140,000 contribution and obtained grants totaling \$167,000 from external sources.

Current Liabilities

3.5. Total current liabilities are \$588,800 down on 2016 which was \$733,500.

3.6. Deferred revenue of \$297,000 represents income which relates to expenditure which will be incurred in the following year and primarily relates to grants from funding organisations.

Non Current Assets

3.7. Prepaid lease payments over a 12 month period are \$343,000 (including the current portion) (2015 421,000). Property, plant and equipment total \$239,000 and are detailed in Note 12 of the Financial Report. The Seddon Park scoreboard is the major asset, this having a closing book value of \$159,000.

Non Current Liabilities

3.8. NDCA has \$20,000 unsecured overdraft facility, which was undrawn at balance date (2016 \$20,000, 2015 \$200,000)).

3.9. NDCA has a commitment of two final payments of \$32,000 payable to Foster Construction which relate to the Television Broadcasting Tower and broadcasting boxes at Seddon Park, Hamilton.

4. Statement of Cashflow

4.1. The Statement of Cashflow is broken down into 3 categories of net cashflows, these being:

- Operating activities
- Investing activities
- Financing activities

Cash and cash equivalents as at 31 July 2017 equal \$307,500 and are represented by the bank accounts and cash on hand. These are summarized in Note 5 of the Financial Report. There are no restrictions over any of the cash and cash equivalent balances held by NDCA.

4.2. As per the Association's strategic plan, we have established an investment portfolio which currently has a value of approximately \$500,000 which we believe to be an amount that will safeguard the Association and mitigate issues around financial risk going forward. The Board considers this amount to be a robust figure for an organisation of our size.

5. Statement of Compliance

5.1. The financial statements have been prepared in accordance with the New Zealand Generally Accepted Accounting Practice ("NZ GAAP"). They comply with Public Benefit Entity Standards Reduced Disclosure Regime ("PBE Standards RDR") and Public Benefit Entity International Public Sector Accounting Standards ("PBE IPSAS") that have been authorized for use by the External Reporting Board for Not-for-Profit entities.

6. Audit Report

6.1. We note that ND Cricket's auditors Staples Rodway have expressed an audit opinion that the financial statements present fairly, in all material respects, the financial position of the Association as at 31 July 2017, and of its financial performance and cash-flows for the year ended 31 July 2017 in accordance with Public Benefit Entity Standards Reduced Disclosure Regime ('PBE Standards RDR').

F Lellman
NDCA Board Member
Chair NDCA Risk and Finance Committee

16 November 2017

NORTHERN DISTRICTS CRICKET ASSOCIATION INCORPORATED
FINANCIAL REPORT
FOR THE YEAR ENDED 31 JULY 2017

CONTENTS

	Page
Directory	1
Statement of Comprehensive Revenue and Expenses	2
Statement of Changes in Net Assets	3
Statement of Financial Position	4
Cash Flow Statement	5
Notes to the Financial Statements	6 - 15
Independent Auditor's Report	16

Northern Districts Cricket Association Incorporated

Directory

Board of Directors

Martin Bradley (Chairman)
Mark Dewdney (resigned 4 December 2016)
James Gibson
Mark Keaney
Brian King
Fraser Lellman
Peter McGlashan
Kylie Hawker-Green (appointed 4 December 2016)
Michelle Hollands (appointed 4 December 2016)

President

Jeff Freeman

Registered office

Northern Districts Cricket Association
Seddon Park
50 Seddon Park
Hamilton 3204

Nature of Business

Promotion and administration of cricket in the
Northern Districts region

Registration Number

213279

The Financial Statements should be read in conjunction with the Notes to the Accounts

Northern Districts Cricket Association Incorporated
Statement of Comprehensive Revenue and Expenses
for the Year ended 31 July 2017

	Notes	2017 \$	2016 \$
Revenue	3	5,000,507	4,679,335
Less contribution to professional revenue		-	(237,488)
Net Revenue		5,000,507	4,441,847
Expenses	4		
Remuneration and related costs		1,288,024	1,213,087
Administration		387,156	383,634
Commercial and marketing		402,351	360,587
Player payments		882,358	789,079
Match and team costs		1,089,596	954,831
Grants - community		753,192	597,570
Depreciation and amortisation		90,673	84,156
Loss on disposal of assets		1,792	390
Total Expenses		4,895,142	4,383,133
Finance income		9,333	13,865
Finance expense		185	5,647
Net Finance income		9,148	8,218
Surplus for the year		114,513	66,932
Other comprehensive revenue and expense for the year			
Gain on revaluation of available for sale financial assets		7,860	-
Total comprehensive revenue and expense for the year		122,373	66,932

The Financial Statements should be read in conjunction with the Notes to the Accounts



Northern Districts Cricket Association Incorporated
Statement of Changes in Net Assets
for the Year ended 31 July 2017

	\$	\$	\$
	Available for sale fair value reserve	Accumulated funds	Total equity
Opening balance as at 1 August 2015	-	555,582	555,582
Surplus for the year	-	66,932	66,932
Other comprehensive revenue and expense for the year	-	-	-
Total comprehensive revenue and expense for the year	-	66,932	66,932
Closing balance as at 31 July 2016	-	622,514	622,514
Opening balance as at 1 August 2016	-	622,514	622,514
Surplus for the year	-	114,513	114,513
Other comprehensive revenue and expense for the year	7,860	-	7,860
Total comprehensive revenue and expense for the year	7,860	114,513	122,373
Closing balance as at 31 July 2017	7,860	737,027	744,887


The Financial Statements should be read in conjunction with the Notes to the Accounts




Northern Districts Cricket Association Incorporated
Statement of Financial Position
as at 31 July 2017

	Notes	2017 \$	2016 \$
CURRENT ASSETS			
Cash and cash equivalents	5	307,487	198,458
Investments	6	376,241	500,000
Receivables - exchange transactions		42,261	40,872
Prepayments		19,733	68,421
GST Receivable		10,004	41,526
Inventories	7	31,506	20,929
Prepaid Lease	12	78,050	78,050
		865,282	948,256
CURRENT LIABILITIES			
Payables - exchange transactions	8	192,277	305,740
Deferred revenue	9	296,615	324,625
Employee Entitlements	10	67,917	71,101
Lease Liability - Foster Construction Limited	12	32,000	32,000
		588,809	733,466
Net Working Capital		276,473	214,790
NON-CURRENT ASSETS			
Property, plant and equipment	11	221,720	238,874
Investments	6	123,894	-
Prepaid Lease	12	186,800	264,850
		532,414	503,724
NON-CURRENT LIABILITIES			
Lease Liability - Foster Construction Limited	12	64,000	96,000
		64,000	96,000
NET ASSETS			
		744,887	622,514
EQUITY			
Available for sale fair value reserve		7,860	622,514
Accumulated funds		737,027	-
		744,887	622,514

For and on behalf of the Board of Northern Districts Cricket Association Incorporated which approved and authorised the issue of the financial report on 13 November 2017.


 Martin Bradley (Chairman)


 Fraser Lellman (Board Member)

The Financial Statements should be read in conjunction with the Notes to the Accounts



Northern Districts Cricket Association Incorporated
Cash Flow Statement
For the Year ended 31 July 2017

	Note	2017 \$	2016 \$
<u>Cash flows from Operating Activities</u>			
Cash was provided from:			
Receipts from sponsorship, grants and other activities		4,962,184	3,842,582
Interest received		899	13,865
Net GST received		16,867	-
		<u>4,979,950</u>	<u>3,856,447</u>
Cash was applied to:			
Payments to suppliers, employees and associations		(4,786,838)	(3,279,005)
Interest paid		(185)	(5,647)
		<u>(4,787,023)</u>	<u>(3,284,652)</u>
Net cash inflow from operating activities		<u>192,927</u>	<u>571,795</u>
<u>Cash flows from Investing Activities</u>			
Cash was provided from:			
Cash proceeds in investments in Craigs Investment Partners		23,413	-
Cash was applied to:			
Purchase of property, plant and equipment		(75,311)	(43,531)
Investments		-	(500,000)
		<u>(75,311)</u>	<u>(543,531)</u>
Net cash (outflow) from investing activities		<u>(51,898)</u>	<u>(543,531)</u>
<u>Cash flows from Financing Activities</u>			
Cash was applied to:			
Payments of loan principal		(32,000)	(132,000)
Net cash (outflow) from financing activities		<u>(32,000)</u>	<u>(132,000)</u>
Net Increase/(Decrease) in cash held		109,029	(103,736)
Cash and Cash equivalents at the beginning of the year	5	<u>198,458</u>	<u>302,194</u>
Cash and Cash equivalents at the end of the year	5	<u>307,487</u>	<u>198,458</u>

The Financial Statements should be read in conjunction with the Notes to the Accounts



Northern Districts Cricket Association Incorporated
Notes to the Financial Statements
for the Year Ended 31 July 2017

1. Statement of Accounting Policies

1.1 Reporting Entity

Northern Districts Cricket Association Incorporated ("Northern Districts Cricket ") is incorporated under the Incorporated Societies Act 1908.

Northern Districts Cricket is a public entity for the purposes of financial reporting in accordance with the Financial Reporting Act 2013.

1.2 Statement of Compliance

The financial statements have been prepared in accordance with New Zealand Generally Accepted Accounting Practice ("NZ GAAP"). They comply with Public Benefit Entity Standards Reduced Disclosure Regime ("PBE Standards RDR") and Public Benefit Entity International Public Sector Accounting Standards ("PBE IPSAS") that have been authorised for use by the External Reporting Board for Not-for-Profit entities.

Northern Districts Cricket is a public benefit not for profit and is eligible to apply Tier 2 PBE standards on the basis that it does not have public accountability and is not defined as large.

1.3 Measurement Basis

Unless otherwise stated, the measurement base is that of historical cost. Reliance is placed on the fact that Northern Districts Cricket is a going concern.

1.4 Functional and presentation currency

The financial statements are presented in New Zealand dollars (\$) which is the entity's functional currency, rounded to the nearest dollar.

There has been no change in the functional currency.

1.5 Use of judgements and estimates

The preparation of the financial statements requires the Board and management to make judgements, estimates and assumptions that affect the application of accounting policies and the reported amounts of assets, liabilities, income and expenses. Actual results may differ from those estimates.

Estimates and underlying assumptions are reviewed on an ongoing basis. Revisions to accounting estimates are recognised in the period in which the estimates are revised and in any future periods affected.

(a) Judgements

Judgements made in applying accounting policies that have had the most significant effects on the amounts recognised in the financial statements is revenue recognition – non-exchange revenue (conditions vs. restrictions).

(b) Assumptions and estimation uncertainties

Assumptions and estimation uncertainties that have a significant risk of resulting in a material adjustment in the year ending 31 July 2017 is the useful life, recoverable amount and depreciation method and rate of Property, plant and equipment.

(c) Changes in accounting estimates

The accounting policies set out below have been applied consistently to all periods presented in these financial statements and have been applied consistently by Northern Districts Cricket.

1.6 PBE IPSAS 23 – Revenue from Non-Exchange Transactions

PBE IPSAS 23 prescribes the financial reporting requirements for revenue arising from non-exchange transactions. There is no equivalent financial reporting standard under old NZ GAAP. The application of this standard affected the accounting for funding and grants revenue.

In the previous financial year, grants received in relation to the provision of a service were recognised as revenue on a percentage of completion basis. However, PBE IPSAS 23 requires revenue from non-exchange transactions, such as grants, to be recognised as revenue as they are received, unless the grant meets the definition of, and recognition criteria for, a liability.

Non-exchange revenue from grants can only be deferred and recognised as a liability if there is a condition attached to the grant that requires Northern District Cricket to use the grant as specified or return of the grant if Northern Districts Cricket does not perform as specified.

Other than presentation, there were no changes to the financial statements as a result of application of the standards discussed above.



Northern Districts Cricket Association Incorporated
Notes to the Financial Statements
for the Year Ended 31 July 2017

2. Specific accounting policies

The following specific accounting policies have been used in preparing these financial statements.

2.1 Revenue

Revenue is recognised when the amount of revenue can be measured reliably and it is probable that economic benefits will flow to Northern Districts Cricket and is measured at the fair value of the consideration received or receivable.

The following specific recognition criteria in relation to Northern Districts Cricket's revenue streams must also be met before revenue is recognised.

Revenue from non-exchange transactions

Non-exchange transactions are those where Northern Districts Cricket receives an inflow of resources but provides no (or nominal) direct consideration in return.

With the exception of services-in-kind, inflows of resources from non-exchange transactions are only recognised as assets where both:

- it is probable that the associated future economic benefit or service potential will flow to Northern Districts Cricket, and
- fair value is reliably measurable.

Inflow of resources from non-exchange transactions that are recognised as assets are recognised as non-exchange revenue, to the extent that a liability is not recognised in respect to the same inflow.

Liabilities are recognised in relation to inflows of resources from non-exchange transactions when there is a resulting present obligation as a result of the non-exchange transactions, where both:

- it is probable that an outflow of resources embodying future economic benefit or service potential will be required to settle the obligation, and
- the amount of the obligation can be reliably estimated.

The following specific recognition criteria in relation to Northern Districts Cricket's non-exchange transaction revenue streams must also be met before revenue is recognised.

Grants from New Zealand Cricket - General Funding and other non-exchange revenue

New Zealand Cricket (NZC) - General Funding and other non-exchange revenue is recognised when the conditions attached to the grant have been complied with. Where there are unfulfilled conditions attached to the grant, the amount relating to the unfulfilled condition is recognised as a liability and released to revenue as the conditions are fulfilled.

Stipulations that are 'conditions' specifically require Northern Districts Cricket to return the inflow of resources received if they are not utilised in the way stipulated, resulting in the recognition of a non-exchange liability that is subsequently recognised as non-exchange revenue as and when the 'conditions' are satisfied.

Stipulations that are 'restrictions' that do not specifically require Northern Districts Cricket to return the inflow of resources received if they are not utilised in the way stipulated, do not result in the recognition of a non-exchange liability, resulting in the immediate recognition of non-exchange revenue.

Revenue from exchange transactions

Gate Receipts

Entrance fees for functions and events are recorded as revenue when the function or event takes place and are measured at the fair value of the consideration received or receivable.

Commercial Activities

Hosting and hospitality income is recorded as revenue when the function or event takes place and is measured at the fair value of the consideration received or receivable.

Coaching & facilities

Revenue is recognised immediately where members, groups or individuals purchase specific services relating to coaching and development courses. At year end any revenues for which the conditions of receipt have not been met are then transferred to deferred revenue. Once the conditions have been met, the revenue is recognised in that financial year.

Sponsorship Revenue

Northern Districts Cricket receives cash and non-cash sponsorship in the form of goods and services. The fair value of the cash, goods and services received is recognised as Sponsorship revenue when it is probable that the associated future economic benefit or service potential will flow to the entity, and the fair value is reliably measurable.



Northern Districts Cricket Association Incorporated
Notes to the Financial Statements
for the Year Ended 31 July 2017

Grant Revenue from NZ Cricket, Funding Organisations and Other Grants

Grant revenue, with the exception of NZC General Funding as discussed above, is recognised when the conditions attached to the grant have been complied with. Where there are unfulfilled conditions attaching to the grant, the amount relating to the unfulfilled condition is recognised as a liability and released to revenue as the conditions are fulfilled.

2.2 Employee benefits

Liabilities for wages and salaries, annual leave and accumulating sick leave are recognised in surplus or deficit during the period in which the employee provided the related services. Liabilities for the associated benefits are measured at the amounts expected to be paid when the liabilities are settled.

2.3 Financial instruments

Northern Districts Cricket initially recognises financial instruments when Northern Districts Cricket becomes a party to the contractual provisions of the instrument.

Northern Districts Cricket derecognises a financial asset when the contractual rights to the cash flows from the asset expire, or it transfers the rights to receive the contractual cash flows in a transaction in which substantially all the risks and rewards of ownership of the financial asset are transferred. Any interest in transferred financial assets that is created or retained by Northern Districts Cricket is recognised as a separate asset or liability.

Northern Districts Cricket derecognises a financial liability when its contractual obligations are discharged, cancelled, or expire. Northern Districts Cricket also derecognises financial assets and financial liabilities when there has been significant changes to the terms and/or the amount of contractual payments to be received/paid.

Financial assets and liabilities are offset and the net amount presented in the statement of financial position when, and only when, Northern Districts Cricket has a legal right to offset the amounts and intends either to settle on a net basis or to realise the asset and settle the liability simultaneously.

Northern Districts Cricket classifies financial assets into the following categories: held-to-maturity, loans and receivables, and available-for-sale.

Northern Districts Cricket classifies financial liabilities into the following categories: amortised cost. Financial instruments are initially measured at fair value plus directly attributable transaction costs.

Subsequent measurement is dependent on the classification of the financial instrument, and is specifically detailed in the accounting policies below.

The fair value of financial instruments that are traded in active markets at each reporting date is determined by reference to quoted market prices, without any deduction for transaction costs.

2.3.1 Held-to-maturity

Non-derivative financial assets with fixed or determinable payments and fixed maturities are classified as held-to-maturity when Northern Districts Cricket has the positive intention and ability to hold them to maturity.

Held-to-maturity financial assets are subsequently measured at amortised cost using the effective interest method, less any impairment losses. Held-to-maturity financial assets comprise corporate bonds and perpetual preference shares.

2.3.2 Loans and receivables

Loans and receivables are financial assets with fixed or determinable payments that are not quoted in an active market. Loans and receivables are subsequently measured at amortised cost using the effective interest method, less any impairment losses.

Loans and receivables comprise cash and cash equivalents and receivables. Cash and cash equivalents represent highly liquid investments that are readily convertible into a known amount of cash with an insignificant risk of changes in value, with maturities of 3 months or less.

2.3.3 Available-for-sale financial assets

Available-for-sale financial assets are non-derivative financial assets that are designated as available-for-sale or are not classified in any of the above categories of financial assets. Available-for-sale financial assets are subsequently measured at fair value with gains or losses (other than foreign exchange gains or losses) recognised in other comprehensive revenue and expense and presented in the AFS fair value reserve within net assets/equity, less impairment. Upon derecognition, the accumulated gain or loss within net assets/equity is reclassified to surplus or deficit. Available-for-sale financial assets comprise equity securities.

2.3.4 Amortised cost financial liabilities

Financial liabilities classified as amortised cost are non-derivative financial liabilities that are not classified as fair value through surplus or deficit financial liabilities. Financial liabilities classified as amortised cost are subsequently measured at amortised cost using the effective interest method. Financial liabilities classified as amortised cost comprise payables and loans.



Northern Districts Cricket Association Incorporated
Notes to the Financial Statements
for the Year Ended 31 July 2017

2.3.5 Impairment of non-derivative financial assets

A financial asset not subsequently measured at fair value through surplus or deficit is assessed at each reporting date to determine whether there is objective evidence that it is impaired. A financial asset is impaired if there is objective evidence of impairment as a result of one or more events that occurred after the initial recognition of the asset, and that the loss event had an impact on the estimated future cash flows of that asset that can be estimated reliably.

Objective evidence that financial assets are impaired includes default or delinquency by a counterparty, indications that a counterparty or issuer will enter bankruptcy, economic conditions that correlate with defaults or the disappearance of an active market for a security. In addition, for an equity security classified as an available-for-sale financial asset, a significant or prolonged decline in its fair value below its cost is objective evidence of impairment.

2.3.6 Financial assets classified as held-to-maturity and loans and receivables

Northern Districts Cricket considers evidence of impairment for financial assets measured at amortised cost (loans and receivables and held-to-maturity) at both a specific asset and collective level. All individually significant assets are assessed for specific impairment. Those found not to be specifically impaired are then collectively assessed for any impairment that has been incurred but not yet identified. Assets that are not individually significant are collectively assessed for impairment by Northern Districts Cricket together assets with similar risk characteristics. In assessing collective impairment Northern Districts Cricket uses historical trends of the probability of default adjusted for management's judgement as to whether current economic and credit conditions are such that the actual losses are likely to be greater or less than suggested by historical trends. An impairment loss in respect of a financial asset measured at amortised cost is calculated as the difference between its carrying amount and the present value of the estimated future cash flows discounted at the asset's original effective interest rate.

Losses are recognised in surplus or deficit and reflected in an allowance account against loans and receivables or held-to-maturity financial assets. Interest on the impaired asset continues to be recognised. When an event occurring after the impairment was recognised causes the amount of impairment loss to decrease, the decrease in impairment loss is reversed through surplus or deficit. Individual trade receivables that are known to be uncollectible are written off when identified, along with associated allowances.

2.3.7 Financial assets classified as available for sale

Impairment losses on available-for-sale financial assets are recognised by reclassifying the losses accumulated in the fair value reserve in net assets/equity to surplus or deficit. In the case of equity investments classified as available-for-sale, objective evidence would include a significant or prolonged decline in the fair value of the investment below its cost. 'Significant' is evaluated against the original cost of the investment and 'prolonged' against the period in which the fair value has been below its original cost.

The cumulative loss that is reclassified from the fair value reserve in net assets/equity to surplus or deficit is the difference between the acquisition cost, net of any principal repayment and amortisation, and the current fair value, less any impairment loss recognised previously in surplus or deficit.

2.4 Property, plant and equipment

Items of property plant and equipment are initially measured at cost, except those acquired through non-exchange transactions which are instead measured at fair value as their deemed cost at initial recognition.

Items of property, plant and equipment are measured under the Cost Model which shows initial cost including any expenditure directly attributable to the acquisition, delivery or installation (or fair value for items acquired through non-exchange transactions) less accumulated depreciation and impairment. Northern Districts Cricket's items are subsequently measured in accordance with the Cost Model.

Any gain or loss on disposal of an item of property, plant and equipment (calculated as the difference between the net proceeds from disposal and the carrying amount of the item) is recognised in surplus or deficit.

Depreciation is recognised in surplus or deficit on a straight-line basis over the estimated useful lives of each component of an item of property, plant and equipment. Assets under construction are not subject to depreciation.

The straight line depreciation rates are:

- | | |
|-------------------------------|------------------------------------|
| • Land and Buildings | SL 7.2 - 25% (2016: 7.2 - 25%) |
| • Grounds Plant and Equipment | SL 3 - 36% (2016: 3 - 36%) |
| • Cricket Equipment | SL 10 - 36% (2016: 10 - 36%) |
| • Computer equipment | SL 36 - 48% (2016: 33.3 - 48%) |
| • Office equipment | SL 8.4 - 80.4% (2016: 8.4 - 80.4%) |

Depreciation methods, useful lives, and residual values are reviewed at each reporting date and adjusted if appropriate.



Northern Districts Cricket Association Incorporated
Notes to the Financial Statements
for the Year Ended 31 July 2017

2.5 Impairment of non-financial assets

The carrying amounts of Northern Districts Cricket's non-financial assets, other than inventories, are reviewed at each reporting date to determine whether there is any indication of impairment. If any such indication exists, then the asset's recoverable amount is estimated.

2.6 Leases

Leases in terms of which Northern Districts Cricket assumes substantially all the risks and rewards of ownership are classified as finance leases.

Finance leases

Upon initial recognition the leased asset is measured at an amount equal to the lower of its fair value and the present value of the minimum lease payments. Subsequent to initial recognition, the asset is accounted for in accordance with the accounting policy applicable to that asset.

Operating leases

Leases that are not finance leases are classified as operating leases. Operating leases are not recognised in Northern Districts Cricket's statement of financial position. Payments made under operating leases are recognised in surplus or deficit on a straight-line basis over the term of the lease. Lease incentives received are recognised as an integral part of the total lease expense, over the term of the lease.

2.7 Income Tax

Northern Districts Cricket is exempt from Income Tax under section CW46 of the Income Tax Act 2007.

2.8 Goods and services tax (GST)

The net amount of GST recoverable from, or payable to, the Inland Revenue Department is included as part of receivables or payables in the statement of financial position.

Cash flows are included in the statement of cash flows on a gross basis and the GST component of cash flows arising from investing and financing activities, which is recoverable from, or payable to, the Inland Revenue Department is classified as part of operating cash flows.

2.9 Equity

Equity is the community's interest in Northern Districts Cricket, measured as the difference between total assets and total liabilities. Equity is made up of the following components:

Accumulated comprehensive revenue and expense

Accumulated comprehensive revenue and expense is Northern Districts Cricket's accumulated surplus or deficit since its formation, adjusted for transfers to/from specific reserves.

2.10 Cash and cash equivalents

Cash and cash equivalents are short term, highly liquid investments that are readily convertible to known amounts of cash and which are subject to an insignificant risk of changes in value.

2.11 Inventories

Inventories held for consumption in the provision of services that are not sold on a commercial basis are measured at the lower of cost and net realisable value.

For inventory that was acquired through non-exchange transactions, the cost of the inventory is its fair value at the date of acquisition. For inventory held for the distribution or consumption in providing goods and services to be distributed at no charge or for nominal charge, these are measured at cost adjusted for any loss of service potential.



Northern Districts Cricket Association Incorporated
Notes to the Financial Statements
for the Year Ended 31 July 2017

3. Revenue

	2017	2016
	\$	\$
<i>Revenue from non-exchange transactions:</i>		
NZ Cricket - general funding	1,386,240	1,386,240
Fundraising	64,362	62,907
Donations	7,000	-
Other operating revenue	4,056	5,250
	1,461,658	1,454,397
<i>Revenue from exchange transactions:</i>		
Grants from NZ Cricket	1,910,756	1,690,190
Funding organisations	860,043	833,900
Other grants	60,000	64,667
Gate receipts	28,117	17,249
Sponsorships	319,298	365,133
Levies	21,057	24,883
Commercial activities	244,965	165,963
Coaching and facilities	83,337	62,954
Dividends	10,141	-
Realised gain on financial assets	1,135	-
	3,538,849	3,224,938
Total Revenue	5,000,507	4,679,335

4. Expenses

	2017	2016
	\$	\$
<i>The following amounts are included in expenses for the year:</i>		
Fees paid to auditors for the audit of the financial statements	12,738	14,986
Operating lease rentals	90,403	90,403

There were no non-audit services provided by the auditors of the financial statements, Staples Rodway Audit Limited.

5. Cash and Cash Equivalents

	2017	2016
	\$	\$
<i>Current assets</i>		
Cash on hand	200	200
Bank - operating	41,287	65,490
Bank - deposits	242,588	132,768
Cash investments Craigs Investment Partners	23,412	-
	307,487	198,458

Per annum annual interest rate ranges applicable to components of cash and cash equivalents:

Bank deposits	0.10%	0.25-0.55%
---------------	-------	------------

There are no restrictions over any of the cash and cash equivalent balances held by Northern Districts Cricket Association.

Northern Districts Cricket has a \$20,000 unsecured overdraft facility, which was undrawn at balance date (2016: \$20,000).



Northern Districts Cricket Association Incorporated
Notes to the Financial Statements
for the Year Ended 31 July 2017

6. Investments	2017	2016
	\$	\$
<i>Current</i>		
Craigs Investment Partners-short term deposit	-	500,000
Craigs Investment Partners-held to maturity	77,740	-
Craigs Investment Partners-available for sale	298,501	-
	<u>376,241</u>	<u>500,000</u>
<i>Non Current</i>		
Craigs Investment Partners-held to maturity	123,894	-
	<u>123,894</u>	<u>-</u>

7. Inventories	2017	2016
	\$	\$
<i>Finished Goods</i>		
Cricket balls	31,506	20,929
	<u>31,506</u>	<u>20,929</u>

There were no reversals of previously written down inventory items (2016: nil).

There are no items of inventory pledged as security against any of Northern Districts Cricket's liabilities (2016: nil).

8. Payables – exchange transactions	2017	2016
	\$	\$
Trade payables from exchange transactions	138,127	226,006
Sundry accruals	54,150	78,934
	<u>192,277</u>	<u>304,940</u>

9. Deferred revenue	2017	2016
	\$	\$
Exchange revenue received in advance - leases	2,615	3,420
Grants from exchange transactions in advance	294,000	321,200
	<u>296,615</u>	<u>324,620</u>

(i) Deferred revenue represents income which relates to expenditure which will be incurred in the following year and primarily relates to grants from funding organisations.

10. Employee entitlements	2017	2016
	\$	\$
<i>Current</i>		
Short-term employee entitlements	67,917	71,101
Total employee entitlements	<u>67,917</u>	<u>71,101</u>

Employee entitlements include payments due for PAYE, Kiwisaver and Student Loan deductions and wage accruals.



Northern Districts Cricket Association Incorporated
Notes to the Financial Statements
for the Year Ended 31 July 2017

11. Property, plant and equipment

	Land and buildings	Cricket plant and equipment	Grounds plant and equipment	Office furniture and equipment	Computer equipment	Total
Cost	\$	\$	\$	\$	\$	\$
Balance as at 1 Aug 2016	45,345	431,806	108,361	46,338	40,293	672,143
Additions (non-exchange)	-	17,473	46,556	1,319	9,962	75,310
Disposals	-	-	-	-	(4,768)	(4,768)
Balance as at 31 Jul 2017	45,345	449,279	154,917	47,657	45,487	742,685
Accumulated depreciation and impairment						
Balance as at 1 Aug 2016	30,294	272,326	76,580	27,111	26,958	433,269
Depreciation	2,558	59,757	14,223	5,532	8,601	90,673
Disposals	-	-	-	-	(2,975)	(2,975)
Balance as at 31 Jul 2017	32,852	332,083	90,803	32,643	32,584	520,965
Net book value						
As at 1 Aug 2015	3,684	219,392	24,320	17,586	14,910	279,891
As at 31 Jul 2016	15,051	159,480	31,781	19,227	13,335	238,874
As at 31 Jul 2017	12,493	117,196	64,114	15,014	12,903	221,720

(i) Impairment and impairment reversals (cash-generating assets)

There has been no impairment or impairment reversal of Property, plant and equipment during the year. (2016: nil)

(ii) Security held over items of property plant and equipment

There are no items of Property, plant and equipment that are pledged as security. (2016: nil)

12. Prepaid Lease

During the 2014-15 financial year Foster Construction Ltd constructed and met the costs of the new Television Broadcasting Tower and broadcasting boxes at Seddon Park, Hamilton.

Under the terms on the Funding, Construction and Priority Use Agreement between Hamilton City Council, Sky Network Television, Northern Districts Cricket and Foster Construction Ltd, Northern Districts Cricket did not contribute to the upfront cost of construction but on completion of the Towers paid an initial \$32,000 (plus GST). As per the Agreement, Northern Districts Cricket has a commitment to pay a further five payments of \$32,000 which are due on the annual anniversary to Foster Construction Ltd.

The sum of the three remaining instalments \$96,000 (2016: \$128,000) shows on the Statement of Financial Position as a liability.

The lease liability is classified as follows:

	2017	2016
	\$	\$
Current portion	32,000	32,000
Non-current portion	64,000	96,000
	<u>96,000</u>	<u>128,000</u>

During 2014 the Hamilton City Council undertook an upgrade of the player changing and viewing facilities at Seddon Park. Northern Districts Cricket contributed to this project by way of a \$140,000 contribution and obtaining grants totalling \$167,000 from external sources.

The grants were treated as revenue for Northern Districts Cricket while the payments made (\$307,000) were classified as a prepayment of future lease costs. These costs will be amortised over the remaining period of the lease of Seddon Park with Hamilton City Council. The lease expires in March, 2021.



Northern Districts Cricket Association Incorporated
Notes to the Financial Statements
for the Year Ended 31 July 2017

	2017	2016
Prepaid Lease Asset	\$	\$
Opening Balance	342,900	420,950
Amortisation	(78,050)	(78,050)
Closing Balance	<u>264,850</u>	<u>342,900</u>

The Prepaid Lease Asset is classified as follows:

	2017	2016
	\$	\$
Current portion	78,050	78,050
Non-current portion	186,800	264,850

13. Financial Instruments

	2017	2016
	\$	\$
<i>Financial assets - Loans and receivables</i>		
Cash and cash equivalent (assets)	307,487	198,458
Receivables	42,261	40,872

Financial liabilities - Amortised cost

Payables - exchange transactions	(192,277)	(305,740)
Employee Entitlements	(67,917)	(71,101)
Lease Liability	<u>(96,000)</u>	<u>(128,000)</u>
	<u>(6,446)</u>	<u>(265,511)</u>

14. Operating Leases

	2017	2016
	\$	\$

The future non-cancellable minimum lease payments of operating leases as lessee at reporting date are detailed in the table below:

Not later than 1 year	94,491	94,783
1 – 2 years	90,439	94,053
2 – 5 years	<u>150,000</u>	<u>240,403</u>
	<u>334,930</u>	<u>429,239</u>

Terms of the Leases

The Deed of Lease dated 15 December 1976 as varied by the Deed of Variation of Lease dated 22 November 1991 in respect of land on which are constructed the grandstand and pavilion complex at Seddon Park in Seddon Road, Hamilton was further varied by a Heads of Agreement signed in March, 2001. This allowed for two rights to renew for 10 years each on the same terms and conditions as set out in the agreement subject to any changes agreed on between the two parties.

In October 2011, Hamilton City Council and Northern Districts Cricket agreed to a renewal of the lease for a further 10 years to 2021 based on the same terms and conditions as set out in the original agreement dated 16 March 2001.

Northern Districts Cricket also leases mobile phones.

15. Related Parties

Martin Bradley is Chairman of Grassroots Trust. Grassroots Trust provides funding to Northern Districts Cricket. (2016: same).

Jeff Freeman, President of Northern Districts Cricket, is a Director of Grassroots Trust.

Fraser Lellman is a Board Member of the Bay Oval Trust. Northern Districts Cricket pay Bay Oval Trust for the hosting of matches and training. (2016: same). He is also a Trustee of Crustacean's Cricket Development Trust. (2016:same).

Kylie Hawker-Green is a Director of Bay Venues Ltd. Northern Districts Cricket uses the University of Waikato Adams Centre as a High Performance facility which is operated by Bay Venues Ltd.

Sara McGlashan is the sister of Peter McGlashan who is a member of the board. (2016: same).

Michelle Hollands is General Manager of Sport Waikato. Northern Districts Cricket receives funding from Sport Waikato.

Mark Keaney was the Chairman of the Rotorua Cricket Association in the 2016 financial year.



Northern Districts Cricket Association Incorporated
Notes to the Financial Statements
for the Year Ended 31 July 2017

Key Management Personnel

The key management personnel, as defined by PBE IPSAS 20 Related Party Disclosures, are the members of the governing body which is comprised of the Board of Directors, Chief Executive Officer, Director of Amateur Cricket, Director of High Performance Programmes, Northern Knights Coach, Brand and Marketing Manager, and Operations and Administration Manager. No remuneration is paid to members of the Board of Directors. The aggregate remuneration of key management personnel and the number of individuals, determined on a full-time equivalent basis, receiving remuneration is as follows:

	2017	2016
<i>Key management personnel</i>	\$	\$
Total Remuneration (\$)	585,675	600,379
Number of People (full time equivalents)	5.75	6
 <i>Board of Directors</i>		
Total Remuneration (\$)	-	-
Number of People (full time equivalents)	8	8

16. Capital commitments

There were no capital commitments at the reporting date. (2016: \$Nil).

17. Contingent assets and liabilities

There are no contingent assets or liabilities at the reporting date. (2016: \$Nil).

18. Events after the reporting date

The Board of Directors and management are not aware of any other matters or circumstances since the end of the reporting period, not otherwise dealt with in these financial statements, that have significantly, or may significantly, affect the operations of Northern Districts Cricket. (2016: \$Nil).



4th Floor, BNZ Building
354 Victoria Street
Hamilton 3204
New Zealand

PO Box 9159
Hamilton 3240
New Zealand

T +64 7 834 6800
F +64 7 838 2881
W staplesrodway.co.nz



INDEPENDENT AUDITOR'S REPORT

To the Members of Northern Districts Cricket Association Inc

Report on the Audit of the Financial Statements

Opinion

We have audited the financial statements of Northern Districts Cricket Association Inc ('the Association') on pages 2 to 15, which comprise the statement of financial position as at 31 July 2017, and the statement of comprehensive revenue and expenses, statement of changes in net assets and cash flow statement for the year then ended, and notes to the financial statements, including significant accounting policies.

In our opinion, the accompanying financial statements present fairly, in all material respects, the financial position of the Association as at 31 July 2017, and its financial performance and its cash flows for the year then ended in accordance with Public Benefit Entity Standards Reduced Disclosure Regime ('PBE Standards RDR').

Our report is made solely to the Members of Northern Districts Cricket Association Inc. Our audit work has been undertaken so that we might state those matters which we are required to state to them in an auditor's report and for no other purpose. To the fullest extent permitted by law, we do not accept or assume responsibility to anyone other than Northern Districts Cricket Association Inc and the Members of Northern Districts Cricket Association Inc, for our audit work, for this report or for the opinions we have formed.

Basis for Opinion

We conducted our audit in accordance with International Standards on Auditing (New Zealand) ('ISAs (NZ)'). Our responsibilities under those standards are further described in the *Auditor's Responsibilities for the Audit of the Financial Statements* section of our report. We are independent of the Association in accordance with Professional and Ethical Standard 1 (Revised) *Code of Ethics for Assurance Practitioners* issued by the New Zealand Auditing and Assurance Standards Board and the International Ethics Standards Board for Accountants' *Code of Ethics for Professional Accountants* ('IESBA Code'), and we have fulfilled our other ethical responsibilities in accordance with these requirements and the IESBA Code. We believe that the audit evidence we have obtained is sufficient and appropriate to provide a basis for our opinion.

Other than in our capacity as auditor and sponsor we have no relationship with, or interests in, Northern Districts Cricket Association Inc.

Responsibilities of the Board for the Financial Statements

The Board is responsible on behalf of the Association for the preparation and fair presentation of the financial statements in accordance with PBE Standards RDR, and for such internal control as the Board determines is



necessary to enable the preparation of the financial statements that are free from material misstatement, whether due to fraud or error.

In preparing the financial statements, the Board is responsible on behalf of the Association for assessing the Association's ability to continue as a going concern, disclosing, as applicable, matters related to going concern and using the going concern basis of accounting unless the Board either intends to liquidate the Association or to cease operations, or has no realistic alternative but to do so.

Auditor's Responsibilities for the Audit of the Financial Statements

Our objectives are to obtain reasonable assurance about whether the financial statements as a whole are free from material misstatement, whether due to fraud or error, and to issue an auditor's report that includes our opinion. Reasonable assurance is a high level of assurance, but is not a guarantee that an audit conducted in accordance with ISAs (NZ) will always detect a material misstatement when it exists. Misstatements can arise from fraud or error and are considered material if, individually or in the aggregate, they could reasonably be expected to influence the economic decisions of users taken on the basis of these financial statements.

A further description of the auditor's responsibilities for the audit of the financial statements is located at the External Reporting Board's website at:

<https://xrb.govt.nz/standards-for-assurance-practitioners/auditors-responsibilities/audit-report-8/>

The engagement partner on the audit resulting in this independent auditor's report is G Ghuman.

STAPLES RODWAY AUDIT LIMITED

Hamilton, New Zealand

13 November 2017



WE BUILD BRANDS WITH **LOVE** FOR PEOPLE WHO SHARE OUR AMBITION AND DRIVE TO SUCCEED

An army marches on their stomach.

The same is true of New Zealand's construction workforce. That was the inspiration for rebranding this family owned and operated recruitment brand Filled Roles.

With all the ingredients to make this Family style brand a success PAN identified the gap in the faceless corporate HR sector was for a friendly, service oriented boutique offering that connected with the recruit and the recruiter at a human level.

Beginning with brand generation PAN went on to design everything from the Filled Roles Multi Serve website, promotional food-truck designed to visit construction sites with the offer of tasty treats and new work opportunities plus the quintessential DM piece that can't successfully travel online - the fresh filled roll delivered directly to the HR executives in-tray at 11:50am every day of the week until our client gets a meeting.

Unorthodox, yes. But does it work? You bet.



PAN[®]
pan.co.nz

the
love.
agency

Brand | Design | Advertising | Marketing Strategy Campaign | Media | Websites | SEO | Social Media | Online Marketing